



SHARAVATHI DENTAL COLLEGE & HOSPITAL

Alkola, T.H. Road, Shimoga - 577205 (Karnataka).

(Recognized by the Dental Council of India)

(Affiliated to Rajiv Gandhi University of Health Sciences, Bangalore, Karnataka)

NAAC ACCREDITED

FEEDBACK ANALYSIS REPORT 2022-2023

The Institution has a practice of collecting feedback from stakeholders on curriculum.

1. Students
2. Faculty
3. Alumni
4. Employers
5. Professionals

Accordingly,

1. Students feedback on curriculum -All the students of the Institution were asked to contribute their opinion on that year's syllabus they studied.

The feedback has been conducted at the end of Academic year after completion of syllabus.

The opinions are as under:

With regard to extent of coverage of course, 26.5 percent opined that the coverage was very good, 51.8 percent opined that the coverage was good, 17.1 percent opined that the coverage was satisfactory and 4.7 percent opined unsatisfactory.

The following table and circular diagram explain this:

S N	Feedback on Parameters related to Curricula/Syllabus	Unsatisfactory %	Satisfactory %	Good %	Very Good %
1	Extent of coverage of course	4.7	17.1	51.8	26.5

Principal

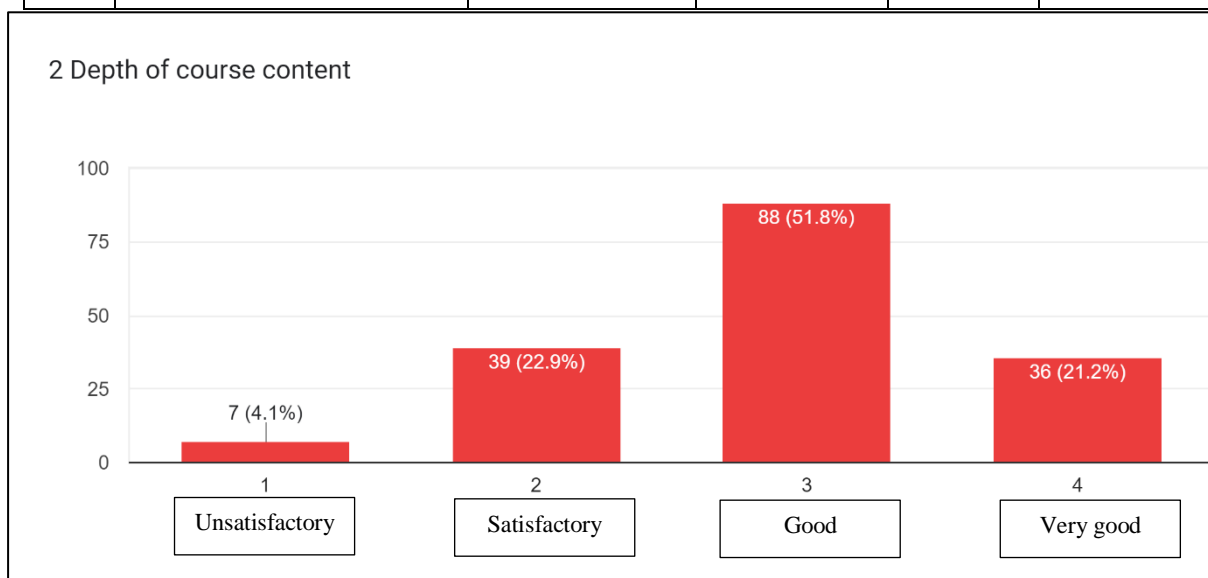
Sharavathi Dental College & Hospital
Shivamogga-577 205.




With regard to depth of course content, 21.2 percent opined that the depth of course was very good, 51.6 percent opined that the depth of course content was good, 39 percent opined that the depth of the course was satisfactory and 4.1 percent opined it unsatisfactory.

The following table and circular diagram explain this:

S N	Feedback on Parameters related to Curricula/Syllabus	Unsatisfactory %	Satisfactory %	Good %	Very Good %
2	Depth of course content	4.1	39	51.6	21.2

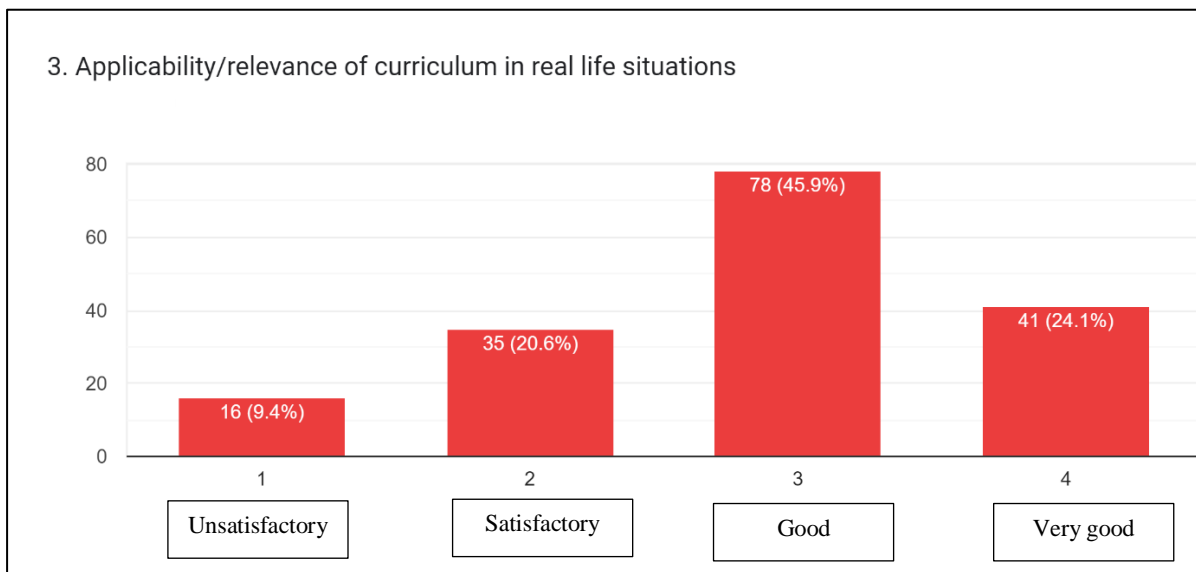



Principal
 Sharavathi Dental College & Hospital
 Shivamogga-577 205.

With regard to relevance of curriculum in real life situations, 24.1 percent opined that the relevance was very good, 45.9 percent opined that the relevance was good, 20.6 percent opined that the relevance was satisfactory and 9.4 percent opined unsatisfactory.


The following table and circular diagram explain this:

S N	Feedback on Parameters related to Curricula/Syllabus	Unsatisfactory %	Satisfactory %	Good %	Very Good %
3	Applicability/relevance of curriculum in real life situations	9.4	20.6	45.9	24.1

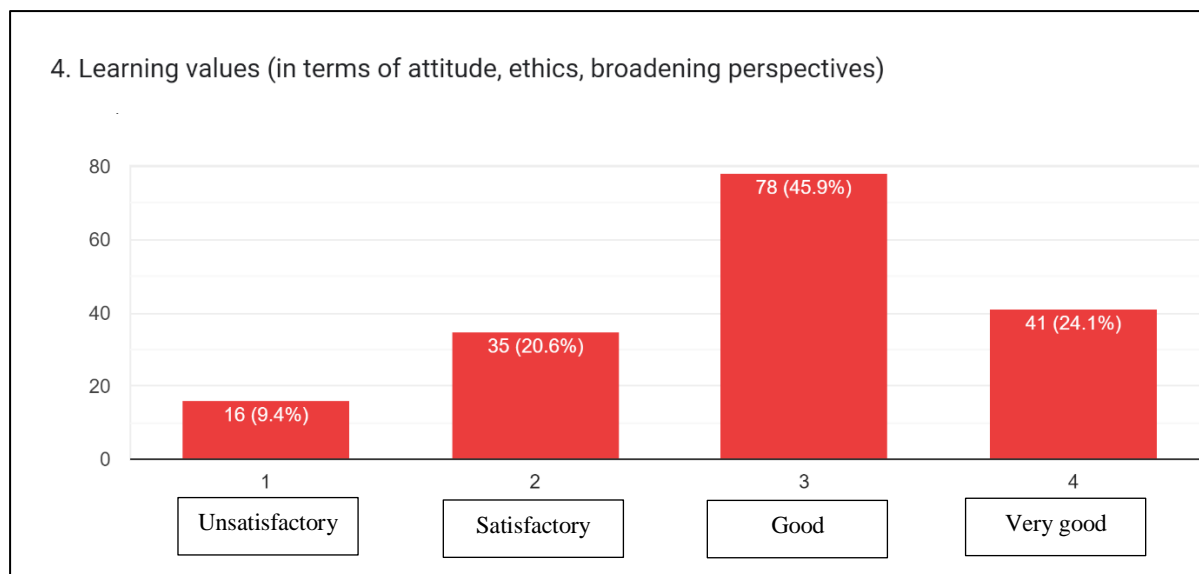


With regard to learning values in terms of attitude, ethics, broadening perspectives, 24.1 percent opined that the learning values were very good, 45.9 percent opined that the learning values were good, 20.6 percent opined that the learning values were satisfactory and 9.4 percent opined unsatisfactory.

The following table and circular diagram explain this:


Principal
 Sharavathi Dental College & Hospital
 Shivamogga-577 205.


S N	Feedback on Parameters related to Curricula/Syllabus	Unsatisfactory %	Satisfactory %	Good %	Very Good %
4	Learning values (In terms of attitude, ethics, broadening perspectives)	9.4	20.6	45.9	24.1



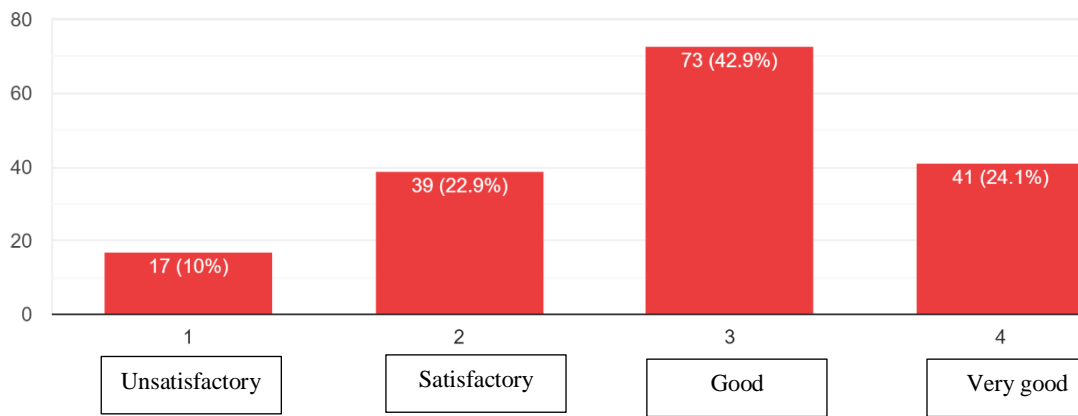
With regard to learning skills (In terms of practical, communication, team work, leadership, research), 24.1 percent opined that the learning skills were very good, 42.9 percent opined that the learning skills were good, 22.9 percent opined that the learning skills were satisfactory and 10 percent opined unsatisfactory.

The following table and circular diagram explain this:

S N	Feedback on Parameters related to Curricula/Syllabus	Unsatisfactory %	Satisfactory %	Good %	Very Good %
5	Learning skills (In terms of practical, communication, team work, leadership, research)	10	22.9	42.9	24.1


Principal
 Sharavathi Dental College & Hospital
 Shivamogga-577 205.


5. Learning skills (in terms of Practical, communication, team work, leadership, research)



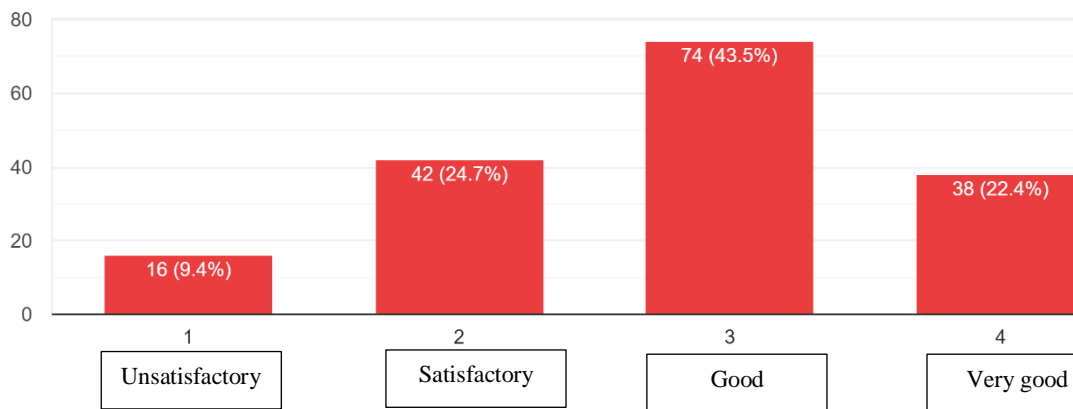
With regard to adequacy of available practical facilities in terms of curriculum, 22.4 percent opined that the available practical facilities were very good, 43.5 percent opined that the available practical facilities were good, 24.7 percent opined that the available practical facilities were satisfactory and 9.4 percent opined unsatisfactory.

The following table and circular diagram explain this:

S N	Feedback on Parameters related to Curricula/Syllabus	Unsatisfactory %	Satisfactory %	Good %	Very Good %
6	Adequacy of available practical facilities in terms of curriculum	9.4	24.7	43.5	22.4


Principal
 Sharavathi Dental College & Hospital
 Shivamogga-577 205.


6. Adequacy of available practical facilities in terms of curriculum

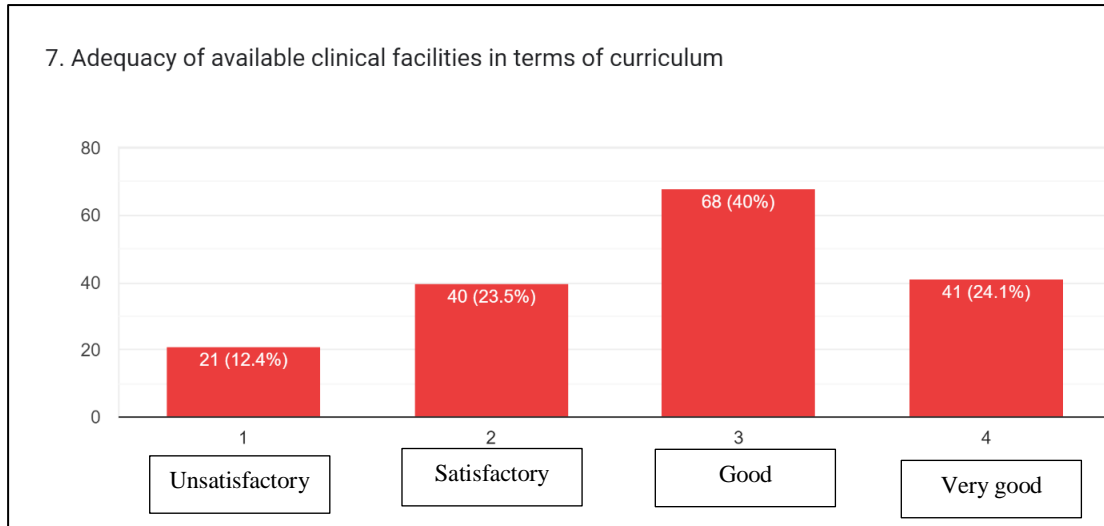


With regard to adequacy of available clinical facilities in terms of curriculum, 24.1 percent opined that the available clinical facilities were very good, 40 percent opined that the available clinical facilities were good, 23.5 percent opined that the available clinical facilities were satisfactory and 12.4 percent opined unsatisfactory.

The following table and circular diagram explain this:

S N	Feedback on Parameters related to Curricula/Syllabus	Unsatisfactory %	Satisfactory %	Good %	Very Good %
7	Adequacy of available clinical facilities in terms of curriculum	12.4	23.5	40	24.1



Principal
 Sharavathi Dental College & Hospital
 Shivamogga-577 205.



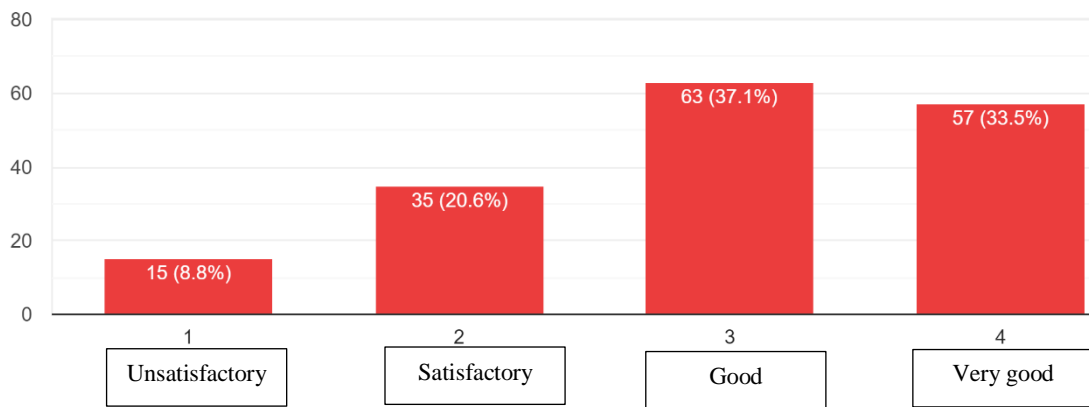
With regard to adequacy of available library books and resource material in terms of curriculum, 33.5 percent opined that the available library books and resource material were very good, 37.1 percent opined that the available library books and resource material were good, 20.6 percent opined that the available library books and resource material were satisfactory and 8.8 percent opined unsatisfactory.

The following table and circular diagram explain this:

S N	Feedback on Parameters related to Curricula/Syllabus	Unsatisfactory %	Satisfactory %	Good %	Very Good %
8	Relevance and adequacy of available library books and resource material in terms of curriculum	8.8	20.6	37.1	33.5


Principal
 Sharavathi Dental College & Hospital
 Shivamogga-577 205.


8.Relevance and adequacy of available library books and resource material in terms of curriculum



With regard to university theory exam paper content with respect to curriculum coverage, 22.9 percent opined that the university theory exam paper content were very good, 52.9 percent opined that the university theory exam paper content were good, 18.2 percent opined that the university theory exam paper content were satisfactory and 5.9 percent opined unsatisfactory.

The following table and circular diagram explain this:

S N	Feedback on Parameters related to Curricula/Syllabus	Unsatisfactory %	Satisfactory %	Good %	Very Good %
9	How happy you are with university theory exam paper content with respect to curriculum coverage	5.9	18.2	52.9	22.9


Principal
 Sharavathi Dental College & Hospital
 Shivamogga-577 205.


9. How is your university theory exam paper content with respect to curriculum coverage

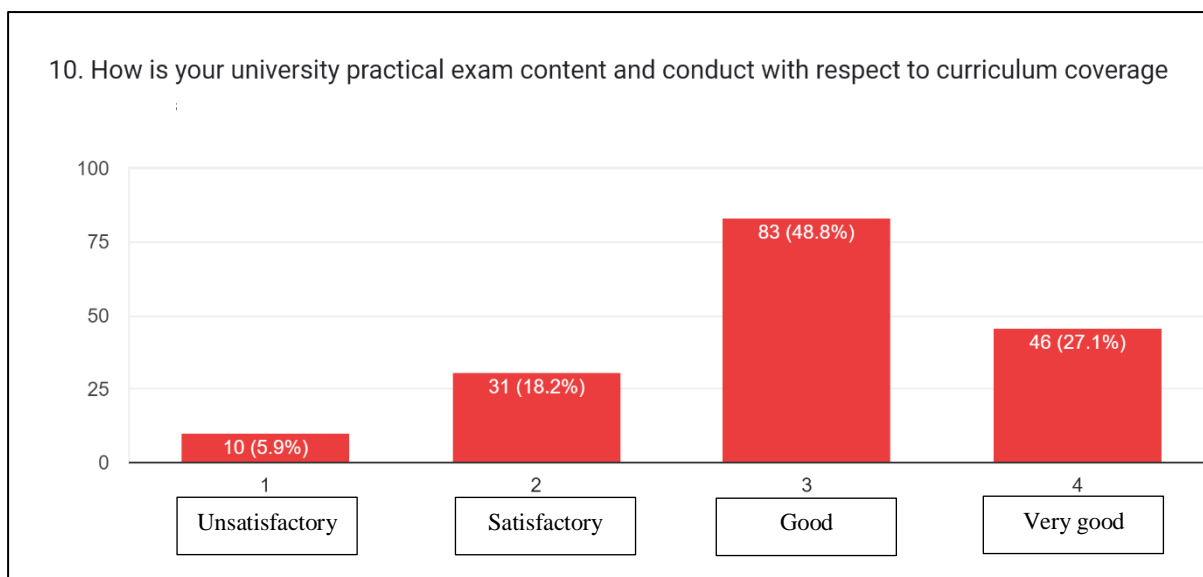


With regard to university practical exam content and conduct with respect to curriculum coverage, 27.1 percent opined that the university practical exam content were very good, 48.8 percent opined that the university practical exam content were good, 18.2 percent opined that the university practical exam content were satisfactory and 5.9 percent opined unsatisfactory.

The following table and circular diagram explain this:

S N	Feedback on Parameters related to Curricula/Syllabus	Unsatisfactory %	Satisfactory %	Good %	Very Good %
10	How happy you are with university practical exam content and conduct with respect to curriculum coverage	5.9	18.2	48.8	27.1



Principal
 Sharavathi Dental College & Hospital
 Shivamogga-577 205.



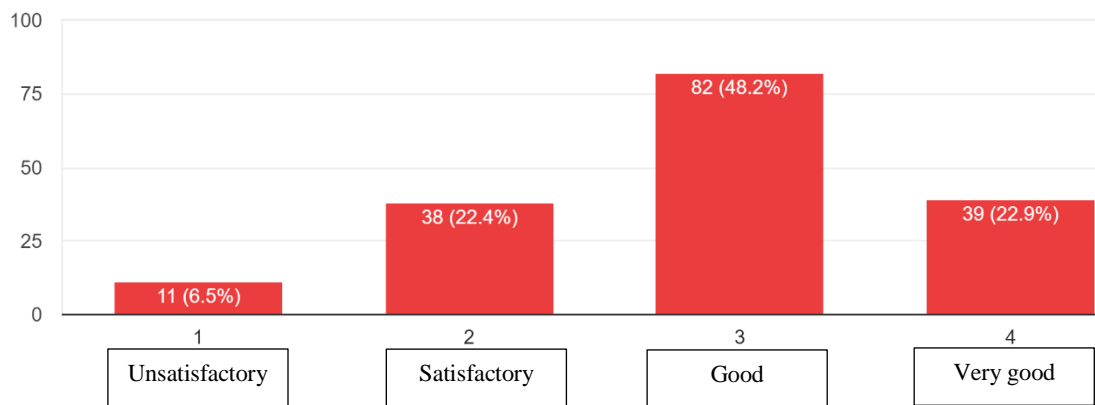
With regard to opinion about content and conduct of various internal examinations, 22.9 percent opined that the content and conduct of various internal examinations were very good, 48.2 percent opined that the content and conduct of various internal examinations were good, 22.4 percent opined that the content and conduct of various internal examinations were satisfactory and 6.5 percent opined unsatisfactory.

The following table and circular diagram explain this:

S N	Feedback on Parameters related to Curricula/Syllabus	Unsatisfactory %	Satisfactory %	Good %	Very Good %
11	Opinion about content and conduct of various internal examinations	6.5	22.4	48.2	22.9


Principal
 Sharavathi Dental College & Hospital
 Shivamogga-577 205.


11. Opinion about content and conduct of various internal examinations

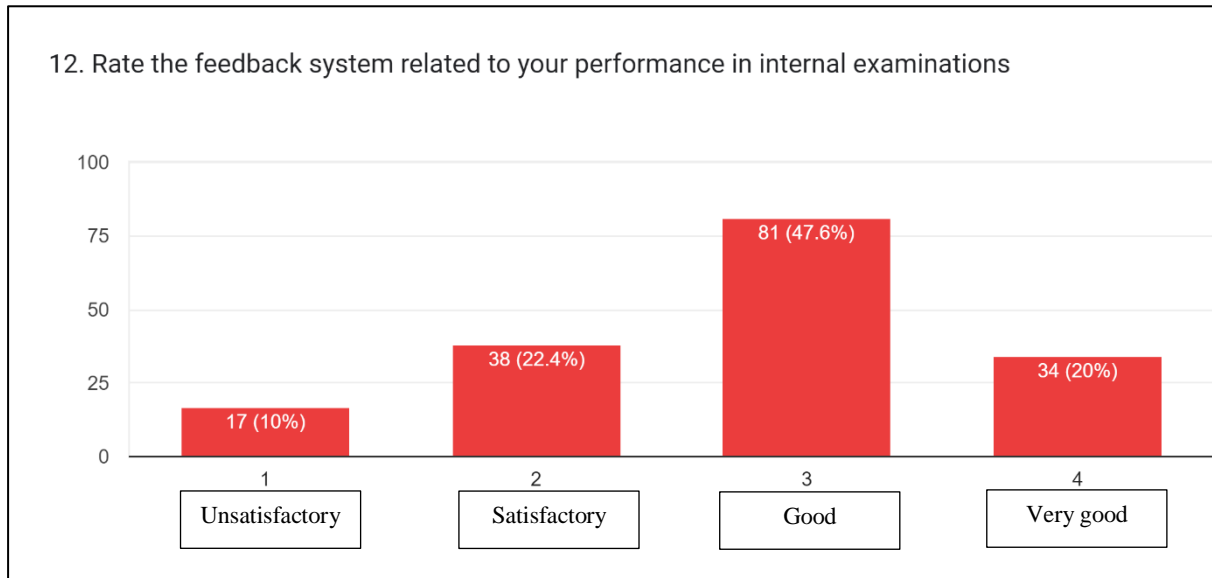


With regard to feedback system related to the performance in internal examinations, 20 percent opined that the feedback system was very good, 47.6 percent opined that the feedback system was good, 22.4 percent opined that the feedback system was satisfactory and 10 percent opined unsatisfactory.

The following table and circular diagram explain this:

S N	Feedback on Parameters related to Curricula/Syllabus	Unsatisfactory %	Satisfactory %	Good %	Very Good %
12	Rate the feedback system related to your performance in internal examinations	10	22.4	47.6	20



Principal
 Sharavathi Dental College & Hospital
 Shivamogga-577 205.

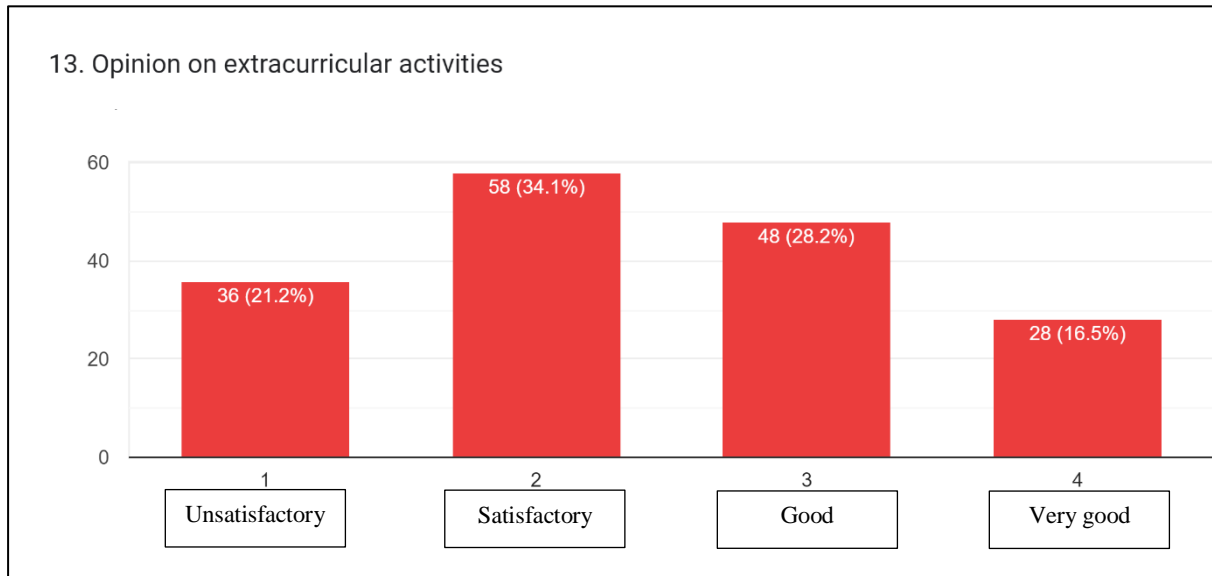


With regard to opinion on extracurricular activities, 16 percent opined that the extracurricular activities were very good, 28.2 percent opined that the extracurricular activities were good, 34.1 percent opined that the extracurricular activities were satisfactory and 21.2 opined unsatisfactory.

The following table and circular diagram explain this:

S N	Feedback on Parameters related to Curricula/Syllabus	Unsatisfactory %	Satisfactory %	Good %	Very Good %
13	Opinion on extracurricular activities	21.2	34.1	28.2	16.5



Principal
 Sharavathi Dental College & Hospital
 Shivamogga-577 205.



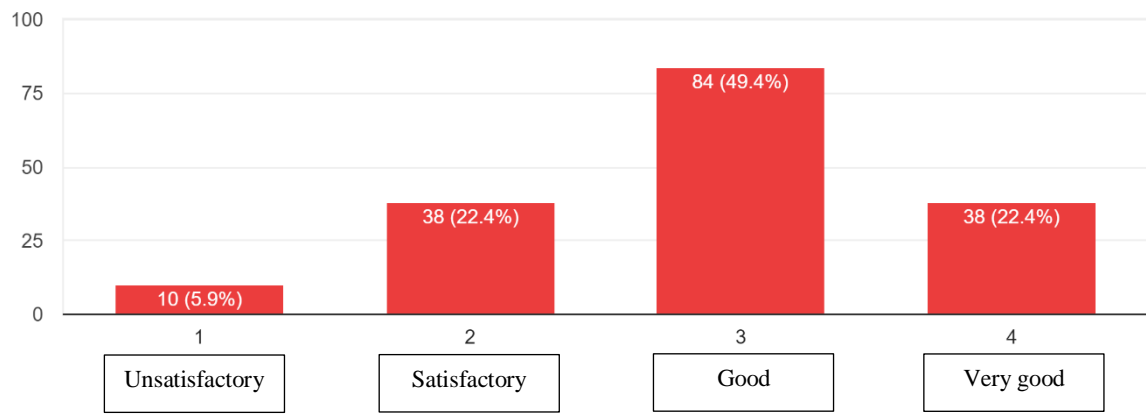
With regard to the overall rating, 22.4 percent opined that the overall ratings were very good, 49.4 percent opined that the overall ratings were good, 22.4 percent opined that the overall ratings were satisfactory and 5.9 percent opined unsatisfactory.


The following table and circular diagram explain this:

S N	Feedback on Parameters related to Curricula/Syllabus	Unsatisfactory %	Satisfactory %	Good %	Very Good %
14	Overall Rating	5.9	22.4	49.4	22.4


Principal
 Sharavathi Dental College & Hospital
 Shivamogga-577 205.

14. Overall rating




Principal
Sharavathi Dental College & Hospital
Shivamogga-577 205.

2. Faculty feedback on curriculum -All the faculties of the Institution were asked to contribute their opinion on the curriculum and about the institution.

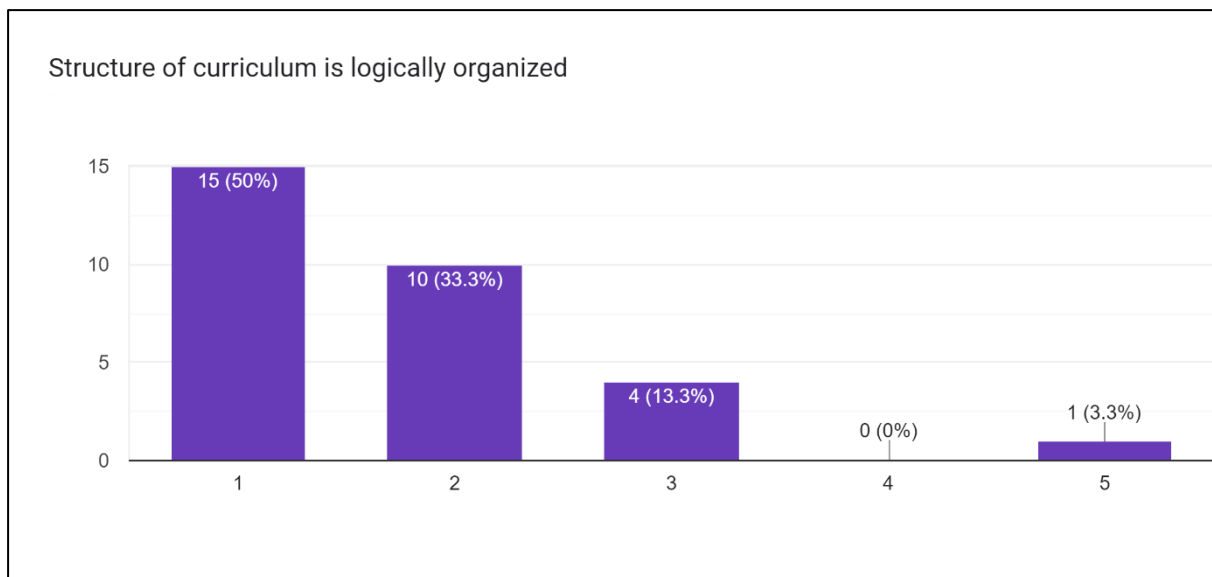
The feedback has been conducted at the end of Academic year.

The opinions are as under:

With regard to the structure of curriculum, 50 percent opined that the structure of curriculum was very good, 33.3 percent opined that the structure of curriculum was good, 13.3 percent were neutral and 3.3 percent opined unsatisfactory.


The following table and circular diagram explain this:

S. N	Feedback on Parameters related to Curricula/Syllabus	Very Good %	Good %	Neutral %	Satisfactory %	Unsatisfactory %
1	Structure of curriculum is logically organized	50	33.3	13.3	0	3.3

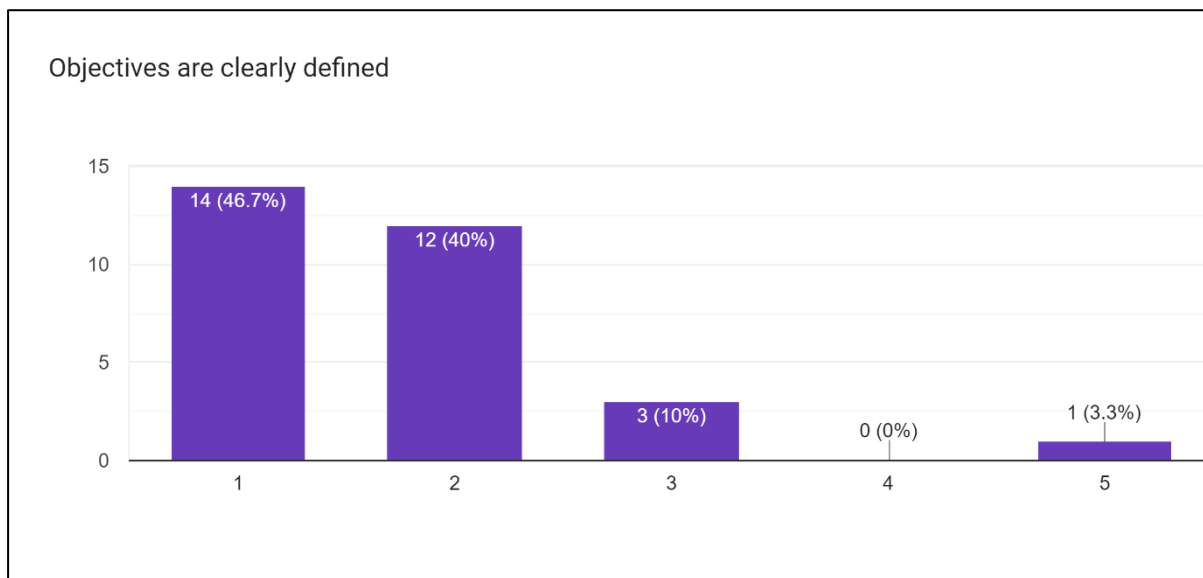


With regard to the objectives of curriculum, 46.7 percent opined that the objectives of curriculum were very good, 40 percent opined that it was good, 10 percent were neutral and 3.3 percent opined that the objectives of curriculum were unsatisfactory.

The following table and circular diagram explain this:


Principal
 Sharavathi Dental College & Hospital
 Shivamogga-577 205.


S. N	Feedback on Parameters related to Curricula/Syllabus	Very Good %	Good %	Neutral %	Satisfactory %	Unsatisfactory %
2	Objectives are clearly defined	46.7	40	10	0	3.3

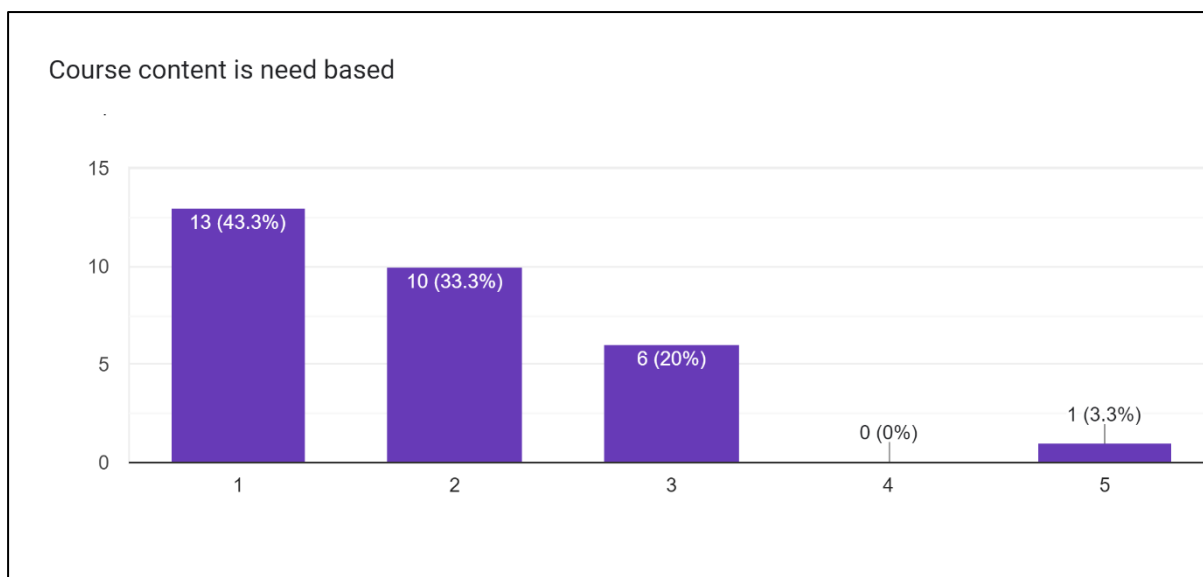


With regard to course content is need based, 43.3 percent opined that the course content was need based, 33.3 opined that it was good, 20 percent were neutral and 3.3 percent opined unsatisfactory.

The following table and circular diagram explain this:

S N	Feedback on Parameters related to Curricula/Syllabus	Very Good %	Good %	Neutral %	Satisfactory %	Unsatisfactory %
3	Course content is need based	43.3	33.3	20	0	3.3



Principal
 Sharavathi Dental College & Hospital
 Shivamogga-577 205.



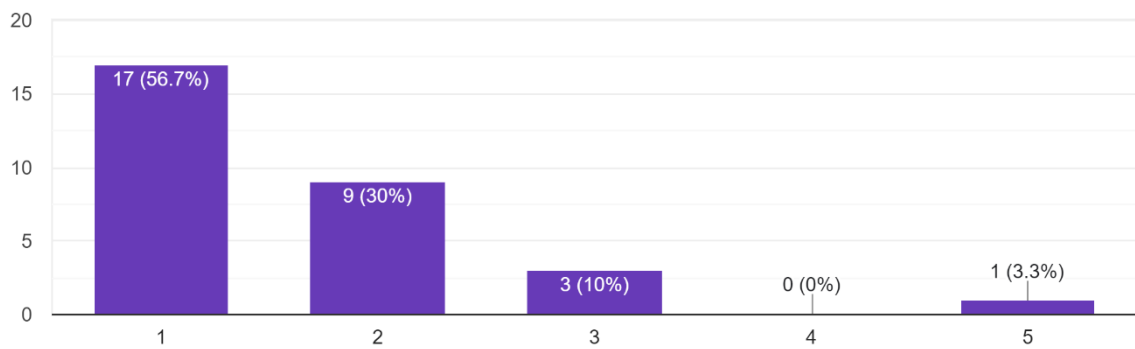
With regard to if assessment is very well correlated with syllabus and teaching methods, 56.7 percent opined that the assessment correlated with syllabus and teaching learning methods was very good, 30 percent opined that it was good, 10 percent were neutral and 3.3 percent opined unsatisfactory.

The following table and circular diagram explain this:

S. N	Feedback on Parameters related to Curricula/Syllabus	Very Good %	Good %	Neutral %	Satisfactory %	Unsatisfactory %
4	Assessment is very well correlated with syllabus and teaching learning methods Course content is need based	56.7	30	10	0	3.3


Principal
 Sharavathi Dental College & Hospital
 Shivamogga-577 205.

Assessment is very well correlated with syllabus and teaching learning methods

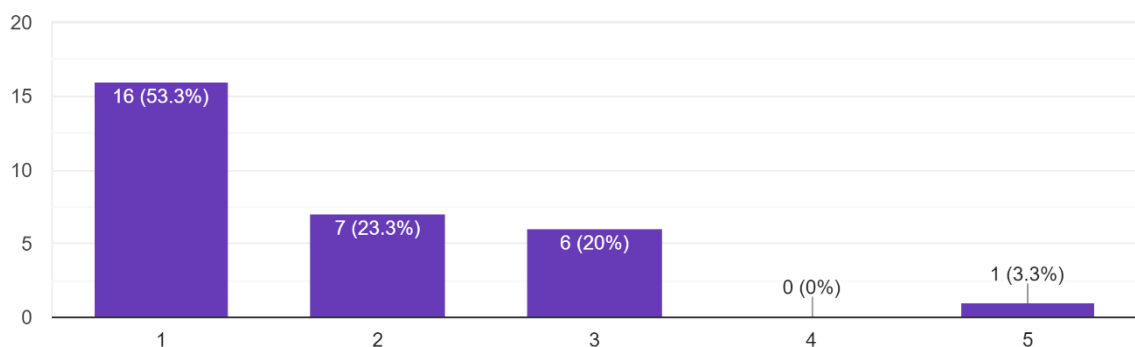


With regard to internal assessment, 53.3 percent opined that the internal assessment was very well structured, 23.3 percent opined that it was good, 20 percent were neutral and 3.3 percent opined it was unsatisfactory.

The following table and circular diagram explain this:

S. N	Feedback on Parameters related to Curricula/Syllabus	Very Good %	Good %	Neutral %	Satisfactory %	Unsatisfactory %
5	Internal assessment is very well structured	53.3	23.3	20	0	3.3

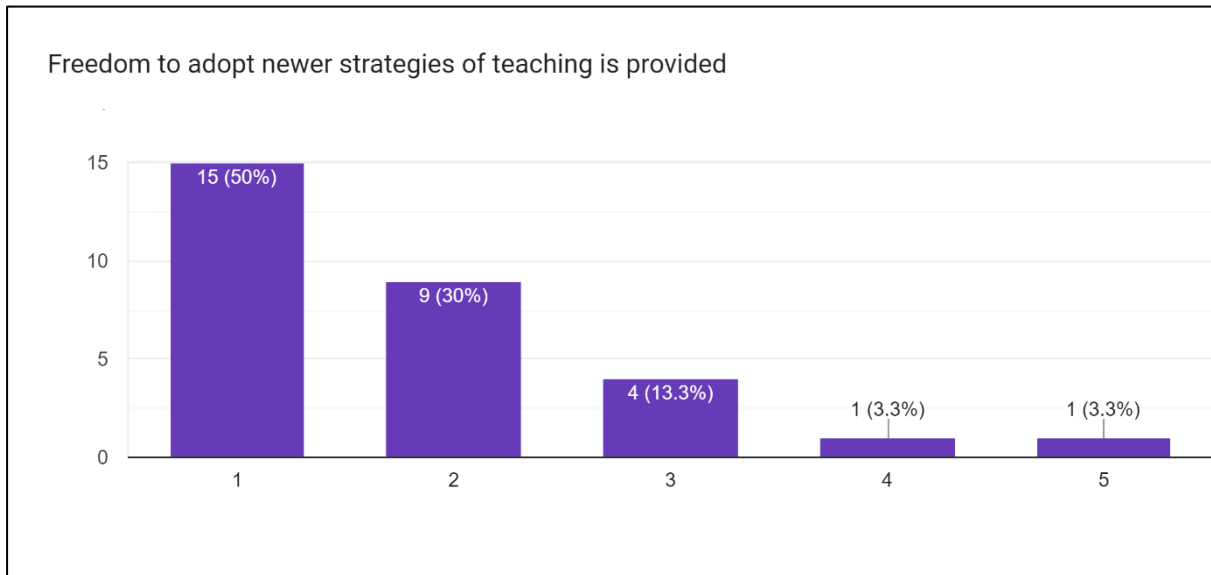
Internal assessment is very well structured



With regard to freedom to adopt newer strategies if provided, 50 percent opined that the freedom to adopt newer strategies was very good, 30 percent opined that it was good, 13.3 were neutral, 3.3 percent opined satisfactory and 3.3 percent opined unsatisfactory.


The following table and circular diagram explain this:

S. N	Feedback on Parameters related to Curricula/Syllabus	Very Good %	Good %	Neutral %	Satisfactory %	Unsatisfactory %
6	Freedom to adopt newer strategies is provided	50	30	13.3	3.3	3.3

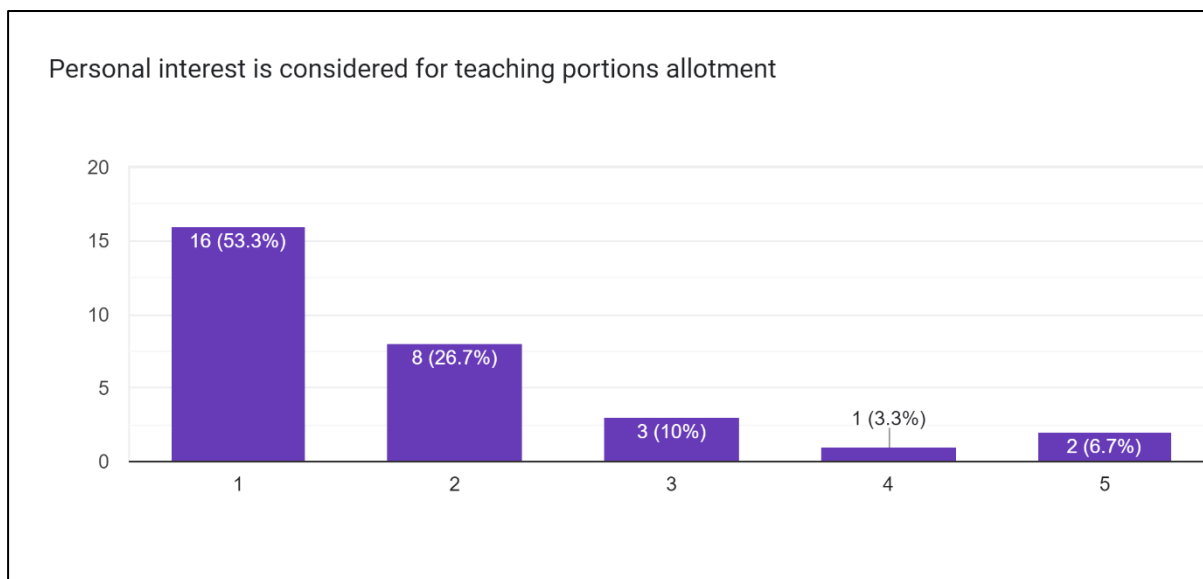


With regard to if personal interest is considered for teaching portion allotment, 53.3 percent opined that the personal interest considered for teaching portion allotment was very good, 26.7 percent opined that it was good, 10 percent were neutral, 3.3 percent opined satisfactory and 6.7 percent opined unsatisfactory.

The following table and circular diagram explain this:


Principal
 Sharavathi Dental College & Hospital
 Shivamogga-577 205.


S. N	Feedback on Parameters related to Curricula/Syllabus	Very Good %	Good %	Neutral %	Satisfactory %	Unsatisfactory %
7	Personal interest is considered for teaching portion allotment	53.3	26.7	10	3.3	6.7

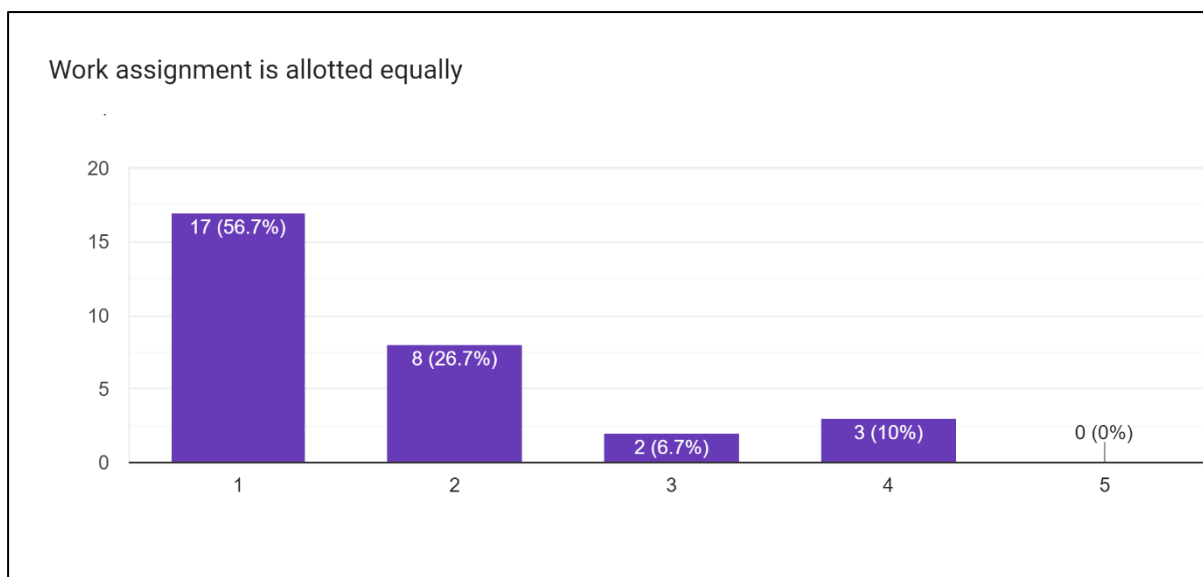


With regard to work assignment if allotted equally, 56.7 percent opined that the work assignment allotted equally was very good, 26.7 percent opined that it was good, 6.7 percent were neutral and 10 percent opined satisfactory.

The following table and circular diagram explain this:

S. N	Feedback on Parameters related to Curricula/Syllabus	Very Good %	Good %	Neutral %	Satisfactory %	Unsatisfactory %
8	Work assignment is allotted equally	56.7	26.7	6.7	10	0



Principal
 Sharavathi Dental College & Hospital
 Shivamogga-577 205.



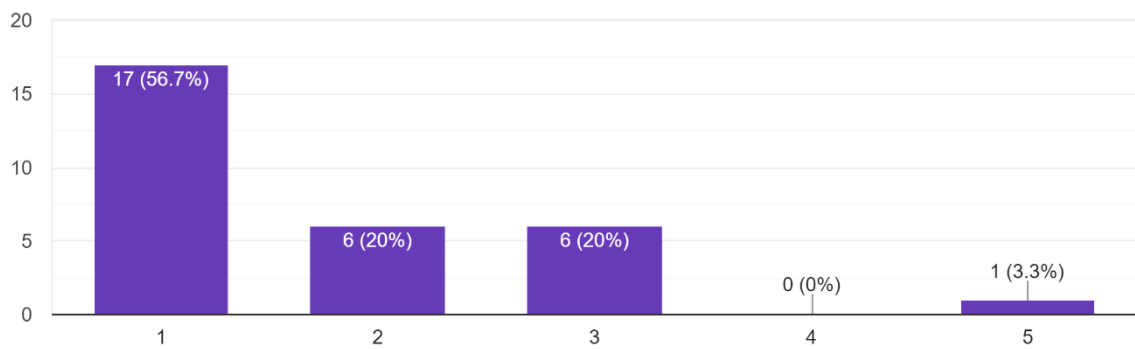
With regard to regular feedback and suggestions if taken for curricular changes, 56.7 percent opined that regular feedback and suggestions taken for curricular changes were very good, 20 percent opined that it was good, 20 percent were neutral and 3.3 percent opined unsatisfactory.

The following table and circular diagram explain this:

S. N	Feedback on Parameters related to Curricula/Syllabus	Very Good %	Good %	Neutral	Satisfactory %	Unsatisfactory %
9	Regular feedback and suggestions are taken for curricular changes	56.7	20	20	0	3.3


Principal
 Sharavathi Dental College & Hospital
 Shivamogga-577 205.


Regular feedback and suggestions are taken for curricular changes



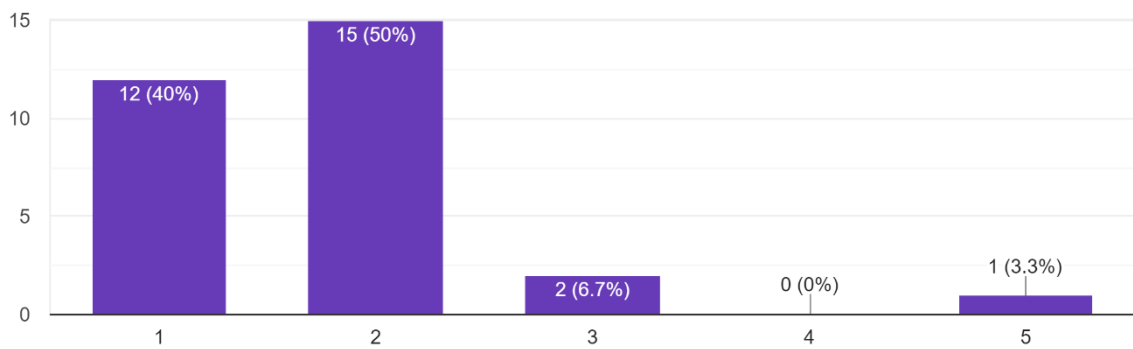
With regard to if relevant books are available, 40 percent opined that the relevant books available as listed in the curriculum were very good, 50 percent opined that it was good, 6.7 percent were neutral and 3.3 percent opined unsatisfactory.

The following table and circular diagram explain this:

S. N	Feedback on Parameters related to Curricula/Syllabus	Very Good %	Good %	Neutral	Satisfactory %	Unsatisfactory %
10	Relevant books are available as listed in the curriculum	40	50	6.7	0	3.3


Principal
 Sharavathi Dental College & Hospital
 Shivamogga-577 205.


Relevant books are available as listed in the curriculum

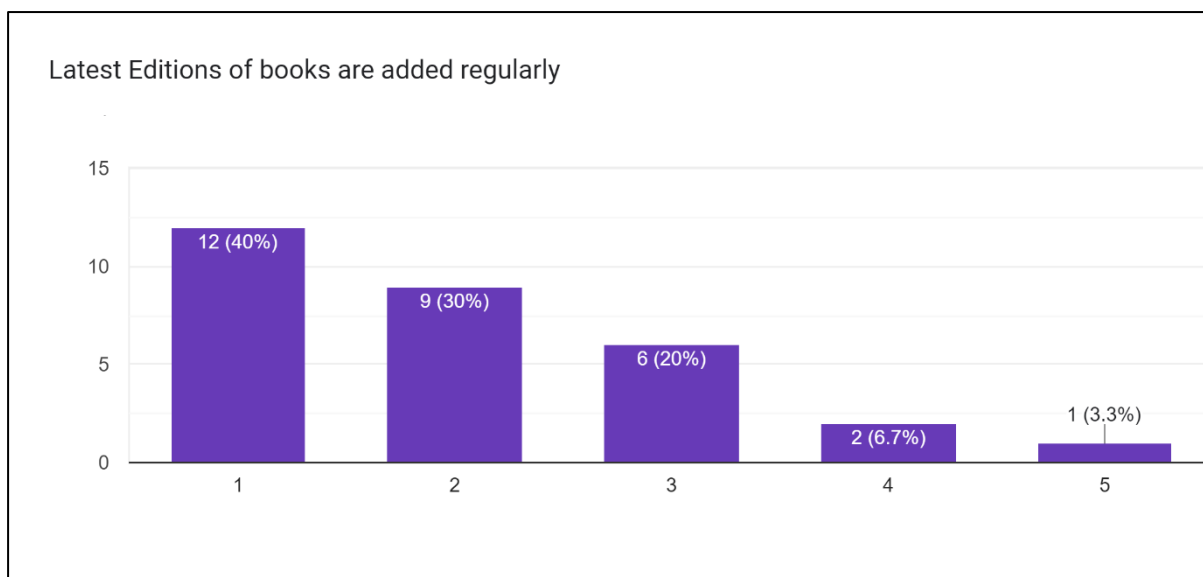


With regard to if latest editions of books are added regularly, 40 percent opined that the latest editions of books added regularly were very good, 30 percent opined that it was good, 20 percent were neutral, 6.7 percent opined it was satisfactory and 3.3 percent opined it was unsatisfactory.

The following table and circular diagram explain this:

S. N	Feedback on Parameters related to Curricula/Syllabus	Very Good %	Good %	Neutral %	Satisfactory %	Unsatisfactory %
11	Latest Editions of books are added regularly	40	30	20	6.7	3.3



Principal
 Sharavathi Dental College & Hospital
 Shivamogga-577 205.

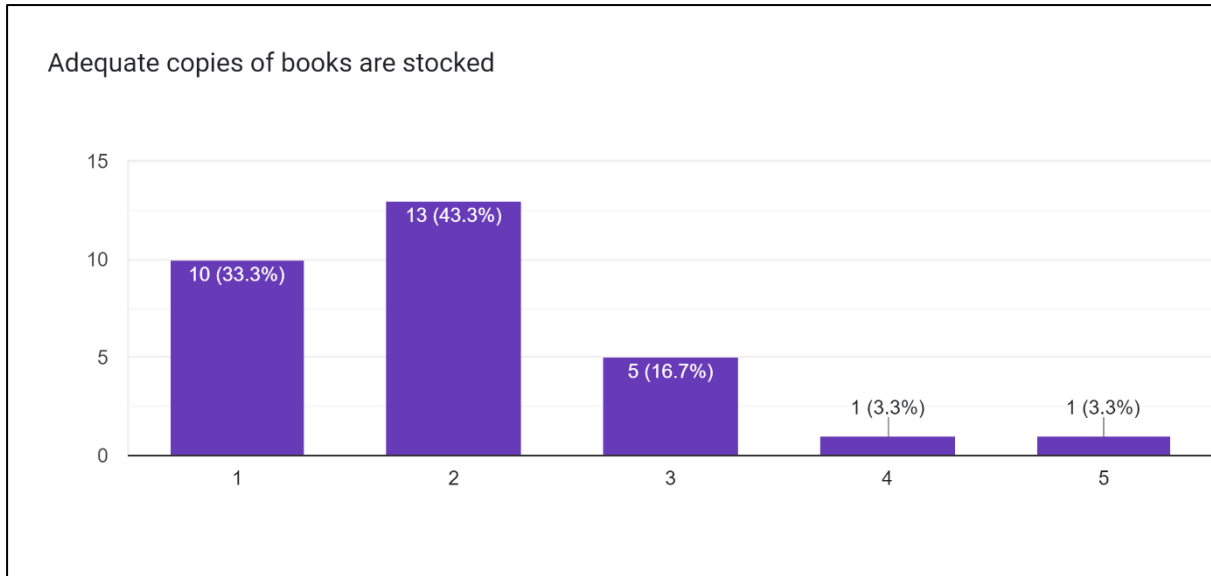


With regard to adequate copies of books are stocked, 33.3 percent opined adequate copies of books stocked were very good, 43.3 percent opined that it was good, 16.7 were neutral, 3.3 percent satisfactory and 3.3 percent opined unsatisfactory.

The following table and circular diagram explain this:

S. N	Feedback on Parameters related to Curricula/Syllabus	Very Good %	Good %	Neutral %	Satisfactory %	Unsatisfactory %
12	Adequate copies of books are stocked	33.3	43.3	16.7	3.3	3.3

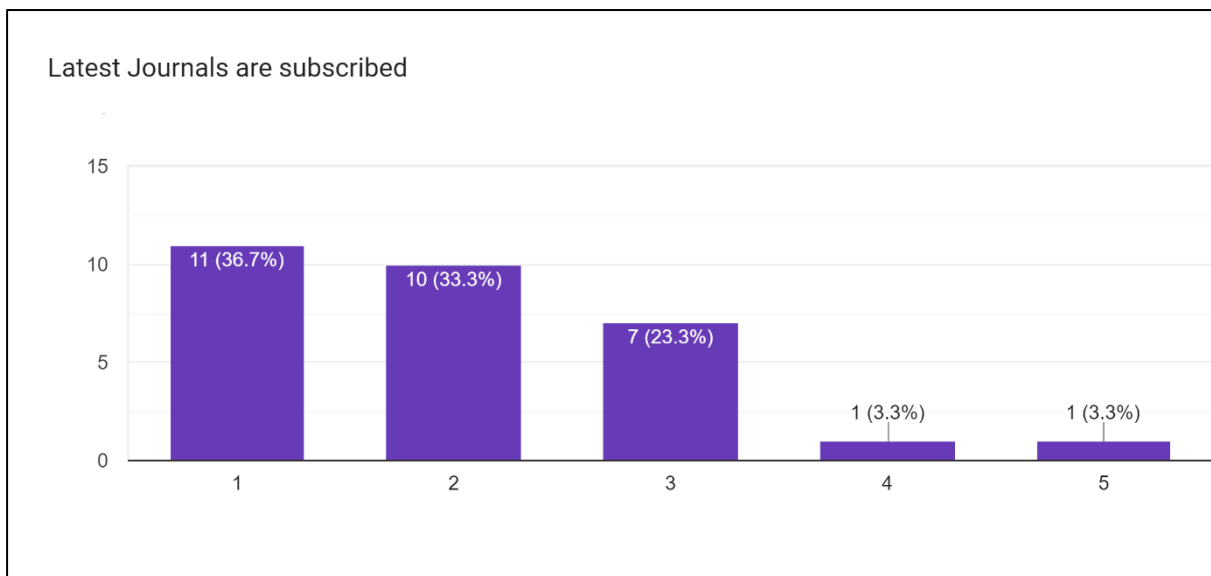

Principal
 Sharavathi Dental College & Hospital
 Shivamogga-577 205.




With regard to latest journals are subscribed, 36.7 percent opined that the latest journals subscribed were very good, 33.3 percent opined that it was good, 23.3 percent were neutral, 3.3 percent were satisfactory and 3.3 percent opined it was unsatisfactory.

The following table and circular diagram explain this:

S. N	Feedback on Parameters related to Curricula/Syllabus	Very Good %	Good %	Neutral %	Satisfactory %	Unsatisfactory %
13	Latest Journals are subscribed	36.7	33.3	23.3	3.3	3.3

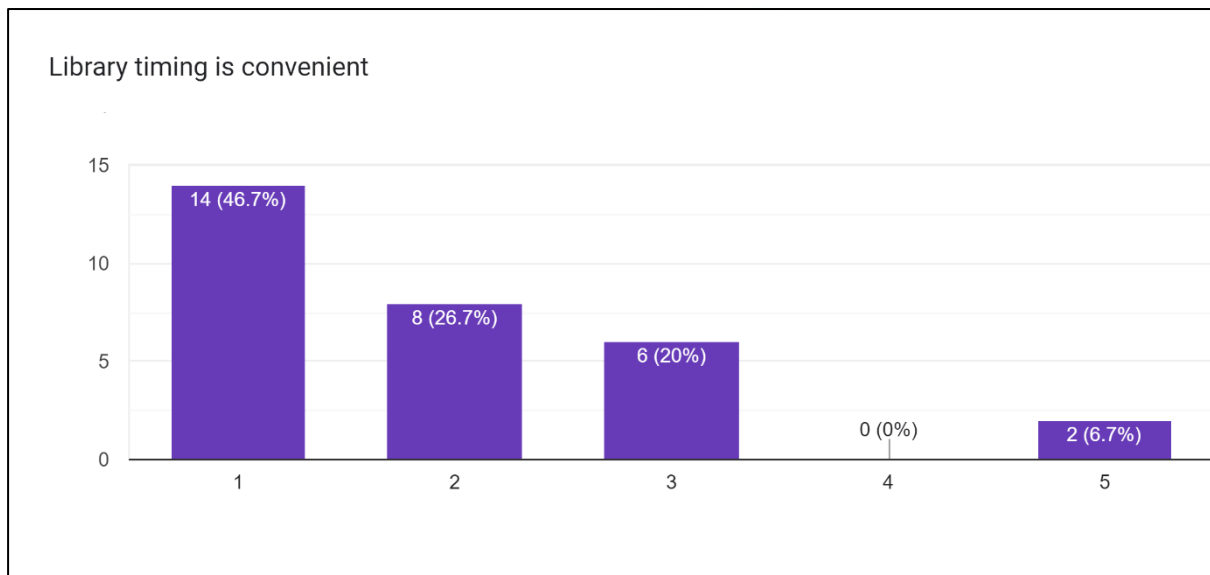



Principal
 Sharavathi Dental College & Hospital
 Shivamogga-577 205.

With regard to library timing, 46.7 percent opined that the library timing was very good and convenient, 26.7 percent opined that it was good, 20 percent were neutral and 6.7 percent opined unsatisfactory.

The following table and circular diagram explain this:

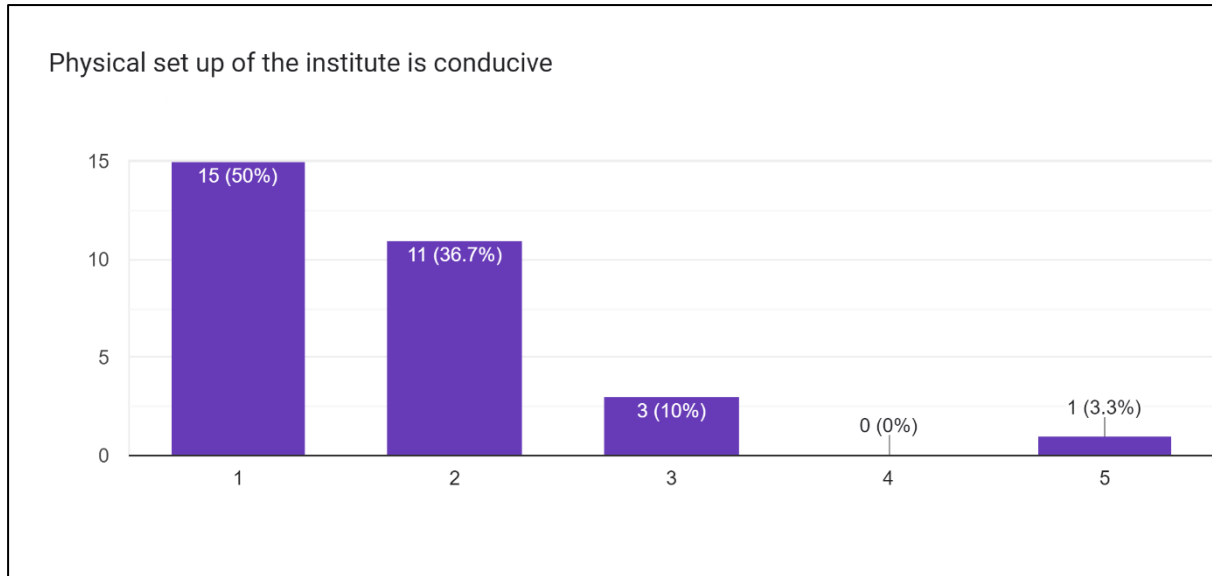
S. N	Feedback on Parameters related to Curricula/Syllabus	Very Good %	Good %	Neutral %	Satisfactory %	Unsatisfactory %
14	Library timing is convenient	46.7	26.7	20	0	6.7



With regard to maintenance of physical set up, 50 percent opined that the maintenance of physical set up was very good, 36.7 percent opined that it was good, 10 percent were neutral and 3.3 percent opined it was unsatisfactory.

The following table and circular diagram explain this:


S. N	Feedback on Parameters related to Curricula/Syllabus	Very Good %	Good %	Neutral %	Satisfactory %	Unsatisfactory %
15	Physical set up of the institute is conducive	50	36.7	10	0	3.3

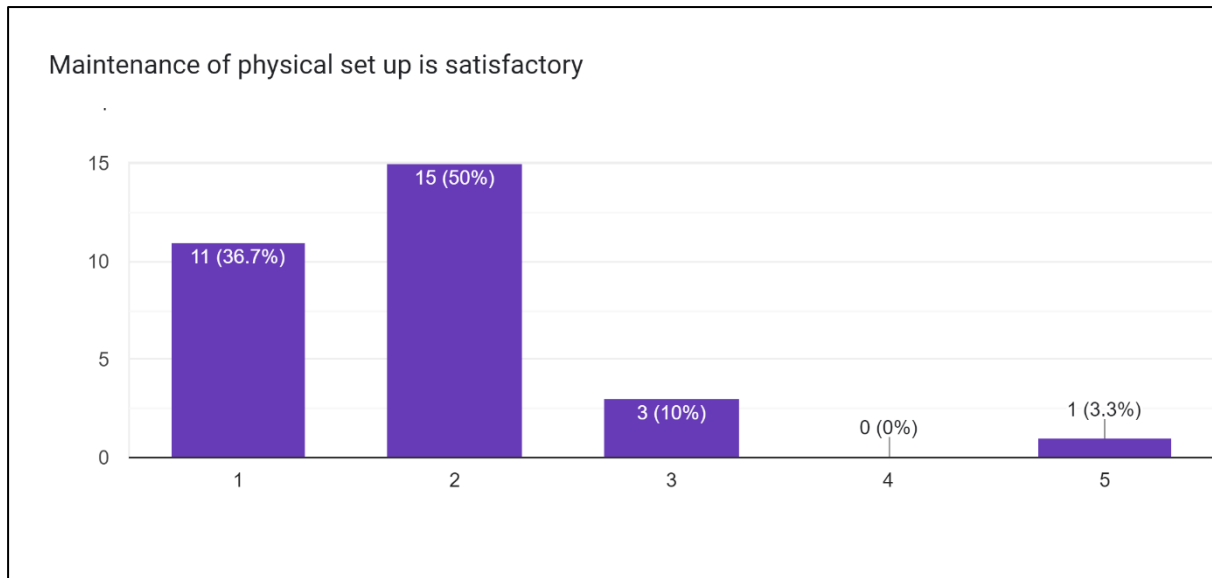


With regard to maintenance of physical set up, 36.7 percent opined that the maintenance of physical set up was very good, 50 percent opined that it was good, 10 percent were neutral and 3.3 percent opined unsatisfactory.

The following table and circular diagram explain this:

S. N	Feedback on Parameters related to Curricula/Syllabus	Very Good %	Good %	Neutral %	Satisfactory %	Unsatisfactory %
16	Maintenance of physical set up is satisfactory	36.7	50	10	0	3.3

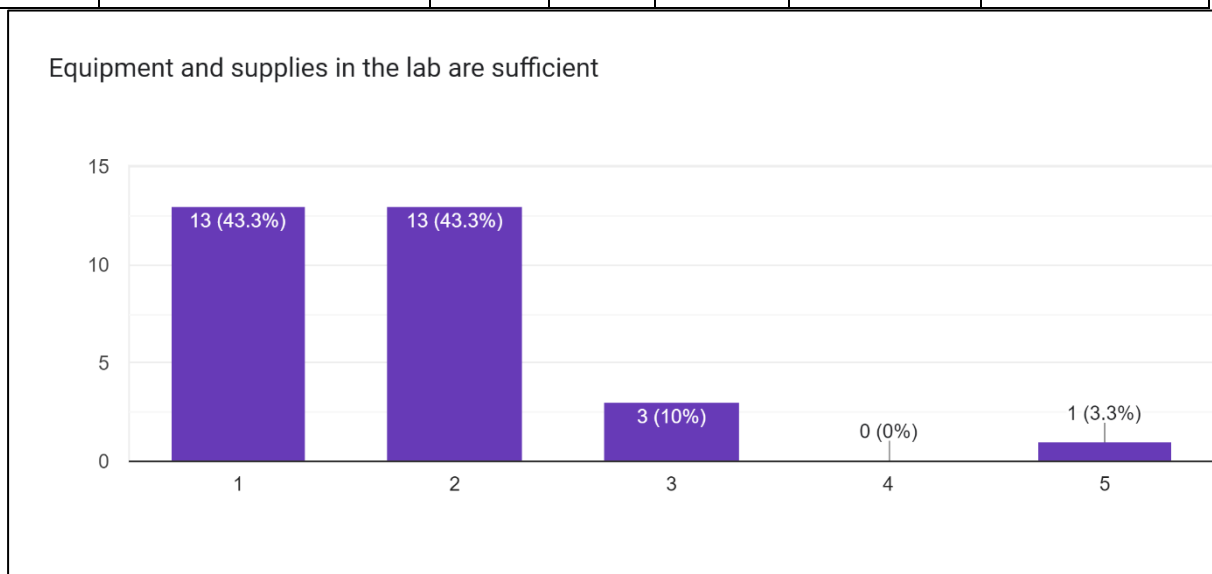

Principal
 Sharavathi Dental College & Hospital
 Shivamogga-577 205.




With regard to equipment and supplies in the lab, 43.3 percent opined that the equipment and supplies in the lab were very good, 43.3 percent opined that it was good, 10 percent neutral and 3.3 percent opined unsatisfactory.

The following table and circular diagram explain this:

S. N	Feedback on Parameters related to Curricula/Syllabus	Very Good %	Good %	Neutral %	Satisfactory %	Unsatisfactory %
17	Equipment and supplies in the lab are sufficient	43.3	43.3	10	0	3.3

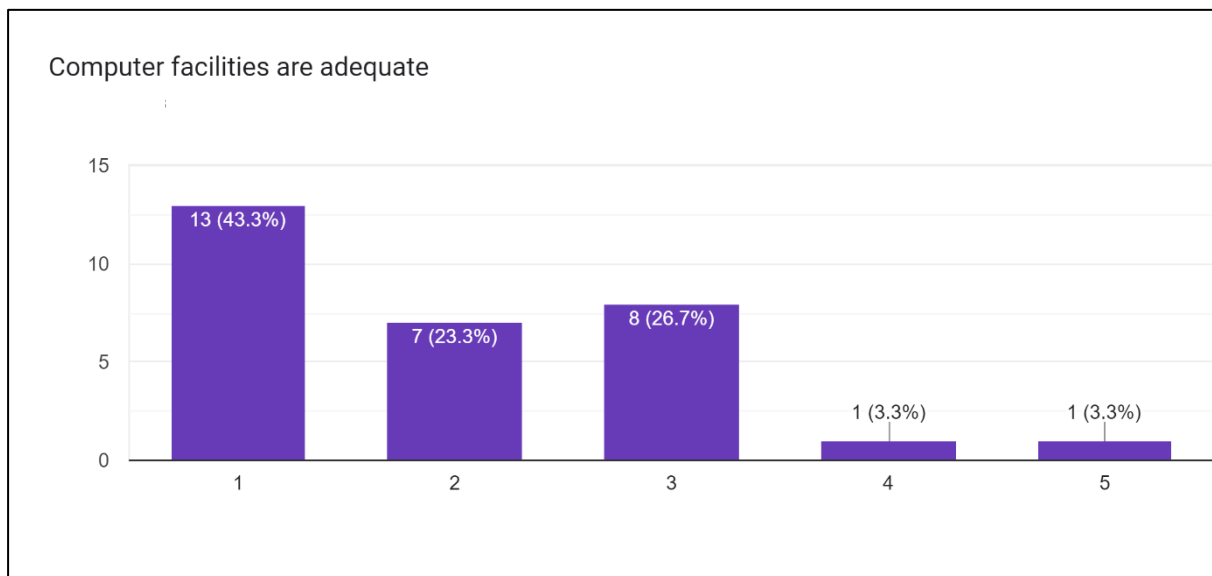



Principal
 Sharavathi Dental College & Hospital
 Shivamogga-577 205.

With regard to computer facilities, 43.3 percent opined that the computer facilities provided were very good, 23.3 percent opined that it was good, 26.7 were neutral, 3.3 percent opined it was satisfactory and 3.3 percent opined unsatisfactory.


The following table and circular diagram explain this:

S. N	Feedback on Parameters related to Curricula/Syllabus	Very Good %	Good %	Neutral %	Satisfactory %	Unsatisfactory %
18	Computer facilities are adequate	43.3	23.3	26.7	3.3	3.3

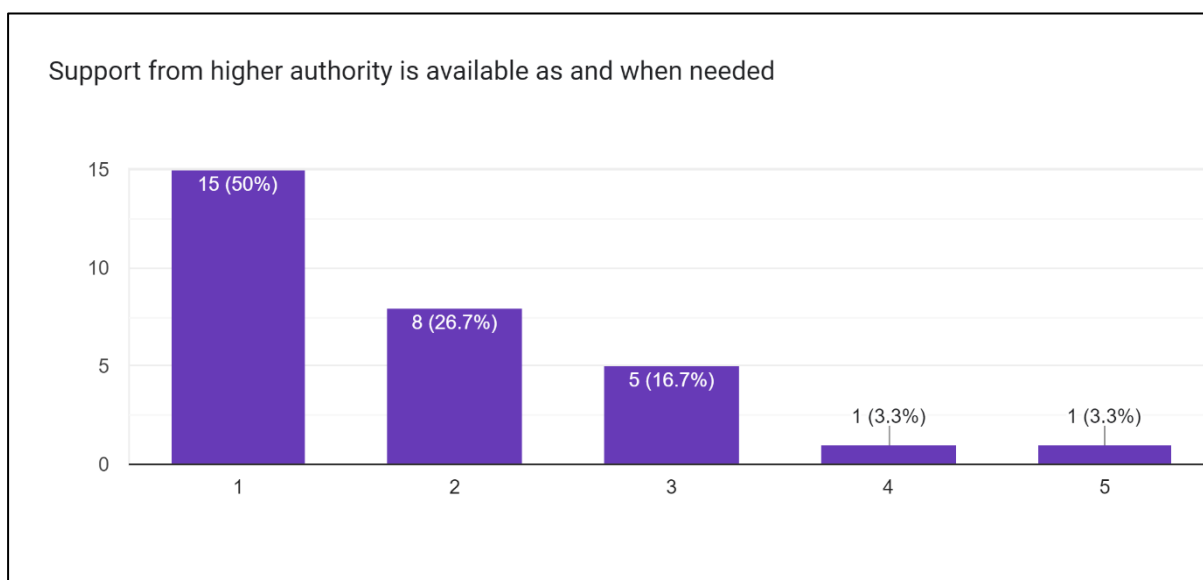


With regard to support from higher authority is available as and when needed, 50 percent opined that the support from higher authority was very good, 26.7 percent opined that it was good, 16.7 were neutral, 3.3 percent opined satisfactory and 3.3 percent opined unsatisfactory.

The following table and circular diagram explain this:


Principal
 Sharavathi Dental College & Hospital
 Shivamogga-577 205.


S. N	Feedback on Parameters related to Curricula/Syllabus	Very Good %	Good %	Neutral %	Satisfactory %	Unsatisfactory %
19	Support from higher authority is available as and when needed	50	26.7	16.7	3.3	3.3

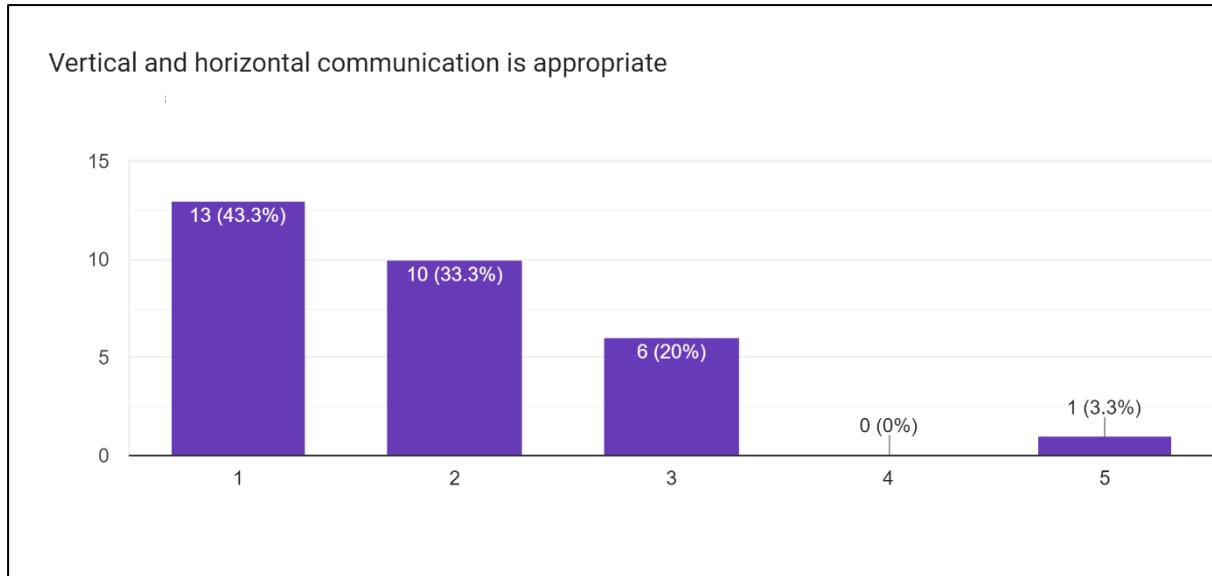


With regard to vertical and horizontal communication, 43.3 percent opined that the vertical and horizontal communication was very good, 33.3 percent opined that it was good, 20 percent were neutral and 3.3 percent opined unsatisfactory.

The following table and circular diagram explain this:

S. N	Feedback on Parameters related to Curricula/Syllabus	Very Good %	Good %	Neutral %	Satisfactory %	Unsatisfactory %
20	Vertical and horizontal communication is appropriate	43.3	33.3	20	0	3.3



Principal
 Sharavathi Dental College & Hospital
 Shivamogga-577 205.

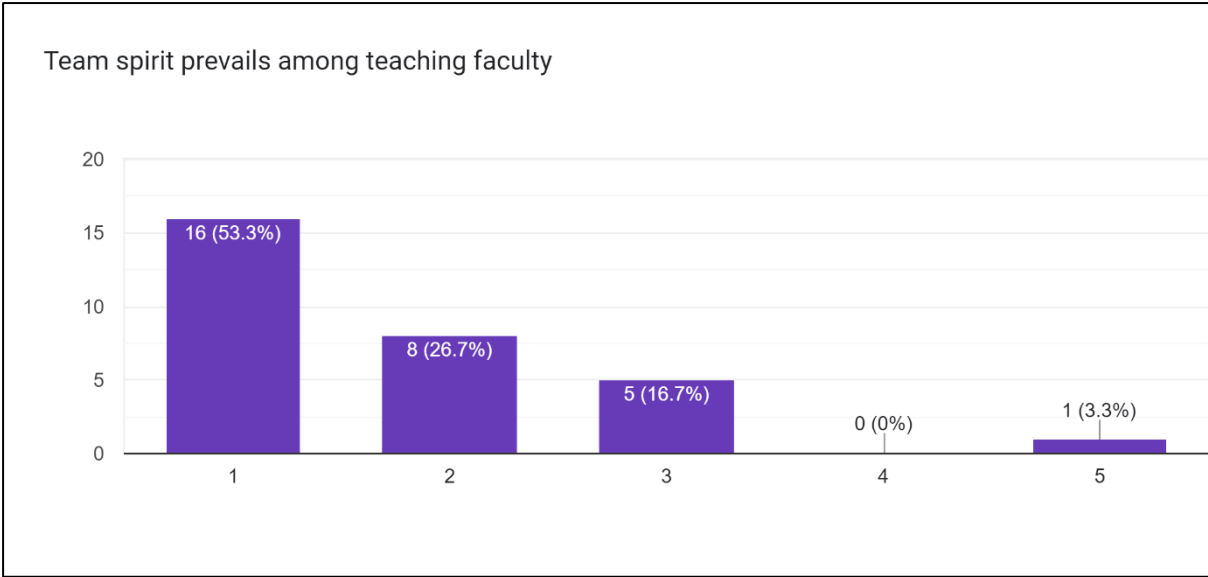


With regard to team spirit prevailing among teaching faculty, 53.3 percent opined that the team spirit prevailing among teaching faculty was very good, 26.7 percent opined that it was good, 16.7 were neutral and 3.3 percent opined unsatisfactory.

The following table and circular diagram explain this:

S. N	Feedback on Parameters related to Curricula/Syllabus	Very Good %	Good %	Neutral %	Satisfactory %	Unsatisfactory %
21	Team spirit prevails among Teaching faculty	53.3	26.7	16.7	0	3.3



 Principal
 Sharavathi Dental College & Hospital
 Shivamogga-577 205.



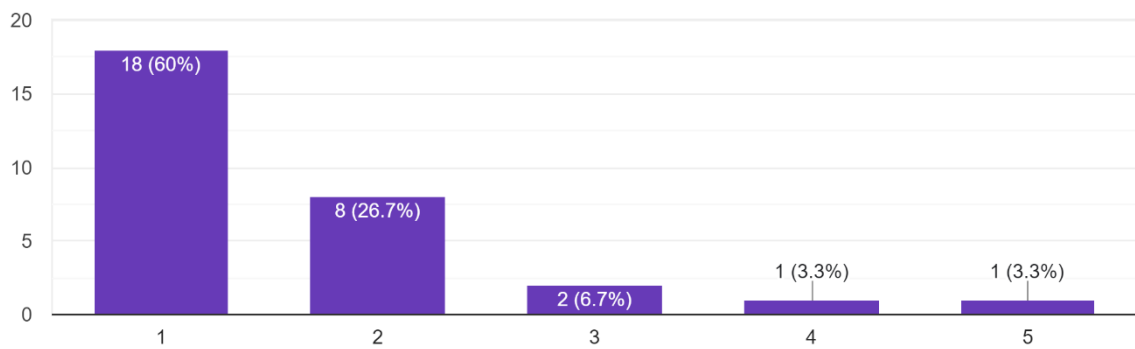
With regard to cordial work relationship prevailing with administrative staffs, 60 percent opined that the cordial work relationship prevailing with administrative staffs were very good, 26.7 percent opined that it was good, 6.7 were neutral, 3.3 percent opined it was satisfactory and 3.3 percent opined unsatisfactory.

The following table and circular diagram explain this:

S. N	Feedback on Parameters related to Curricula/Syllabus	Very Good %	Good %	Neutral %	Satisfactory %	Unsatisfactory %
22	Cordial work relationship prevails with administrative staff	60	26.7	6.7	3.3	3.3


Principal
 Sharavathi Dental College & Hospital
 Shivamogga-577 205.

Cordial work relationship prevails with administrative staff

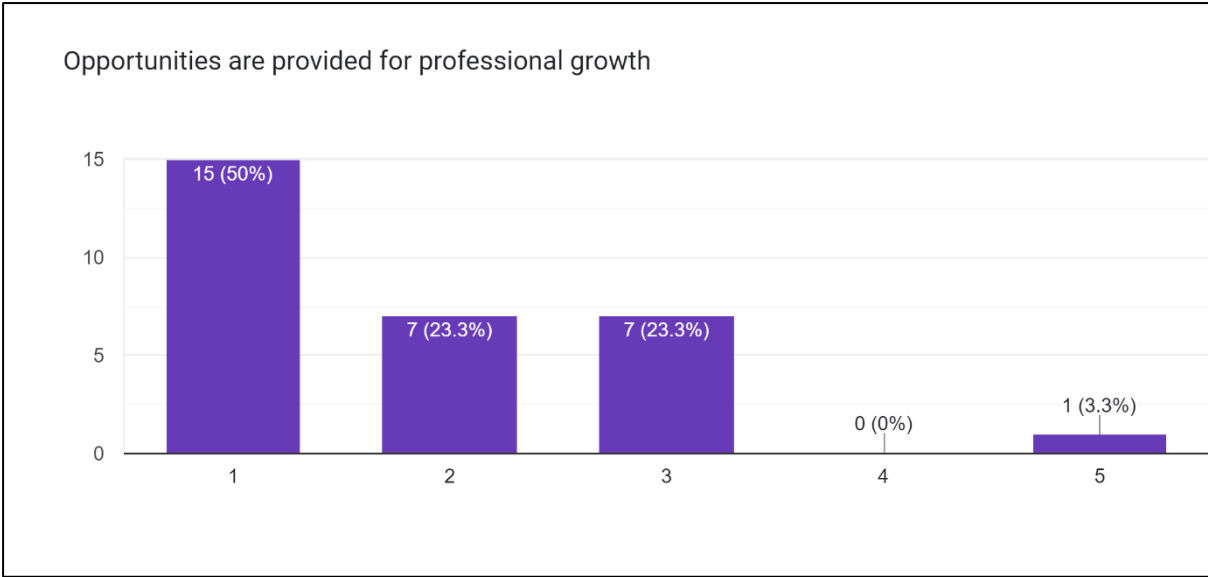


With regard to opportunities provided for professional growth, 50 percent opined that the opportunities provided for professional growth was very good, 23.3 percent opined that it was good, 23.3 percent were neutral and 3.3 percent opined it was unsatisfactory.

The following table and circular diagram explain this:

S. N	Feedback on Parameters related to Curricula/Syllabus	Very Good %	Good %	Neutral %	Satisfactory %	Unsatisfactory %
23	Opportunities are provided for professional growth	50	23.3	23.3	0	3.3


Principal
Sharavathi Dental College & Hospital
Shivamogga-577 205.



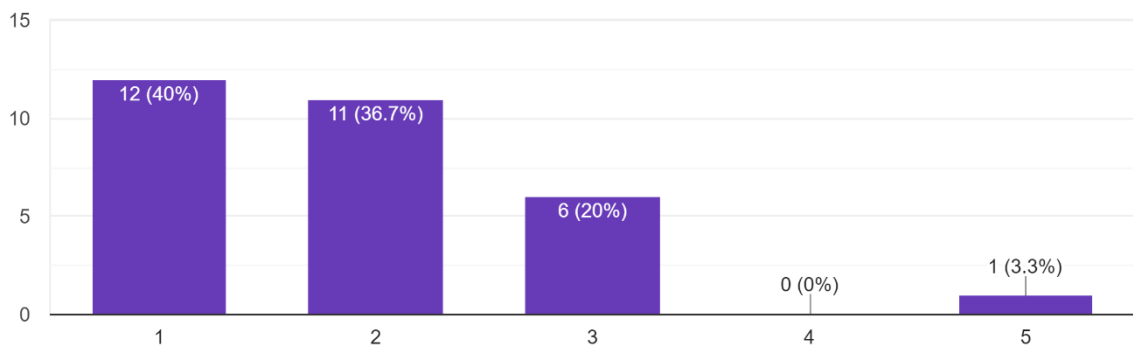
With regard to established research system which appreciates and supports new ideas, 40 percent opined that the established research system supporting new ideas were very good, 36.7 percent opined that it was good, 20 percent were neutral and 3.3 percent opined it was unsatisfactory.

The following table and circular diagram explain this:

S. N	Feedback on Parameters related to Curricula/Syllabus	Very Good %	Good %	Neutral %	Satisfactory %	Unsatisfactory %
24	There is established research system which appreciates and supports new ideas	40	36.7	20	0	3.3


Principal
 Sharavathi Dental College & Hospital
 Shivamogga-577 205.

There is established research system which appreciates and supports new ideas

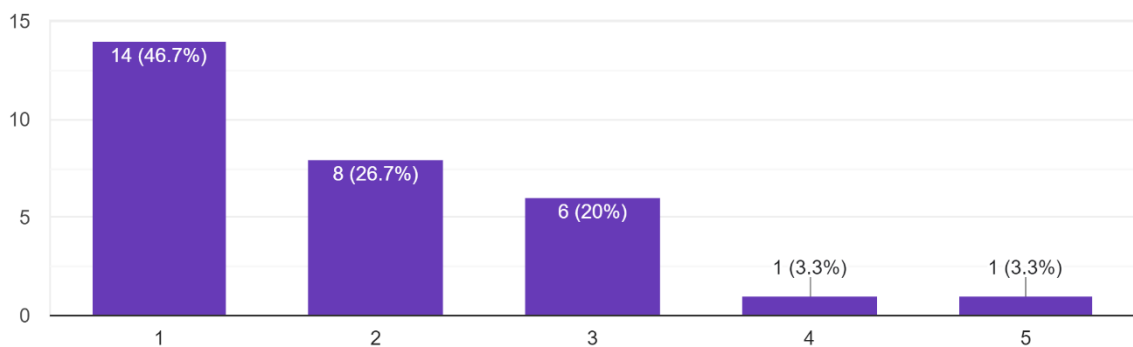


With regard to if discipline is maintained, 46.7 percent opined the discipline maintained was very good, 26.7 percent opined that it was good, 20 percent were neutral, 3.3 percent opined it was satisfactory and 3.3 percent opined unsatisfactory.

The following table and circular diagram explain this:

S. N	Feedback on Parameters related to Curricula/Syllabus	Very Good %	Good %	Neutral %	Satisfactory %	Unsatisfactory %
25	Discipline is maintained	46.7	26.7	20	3.3	3.3

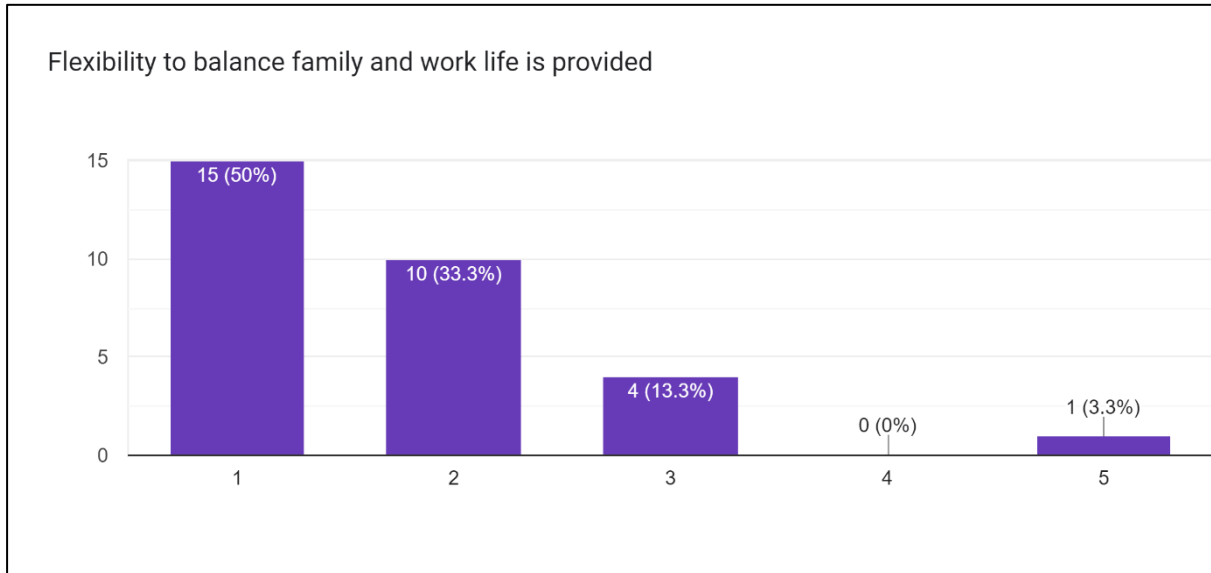
Discipline is maintained



With regard to flexibility to balance family and work life, 50 percent opined that the flexibility to balance family and work life was very good, 33.3 percent opined that it was good, 13.3 were neutral and 3.3 percent opined it was unsatisfactory.

The following table and circular diagram explain this:

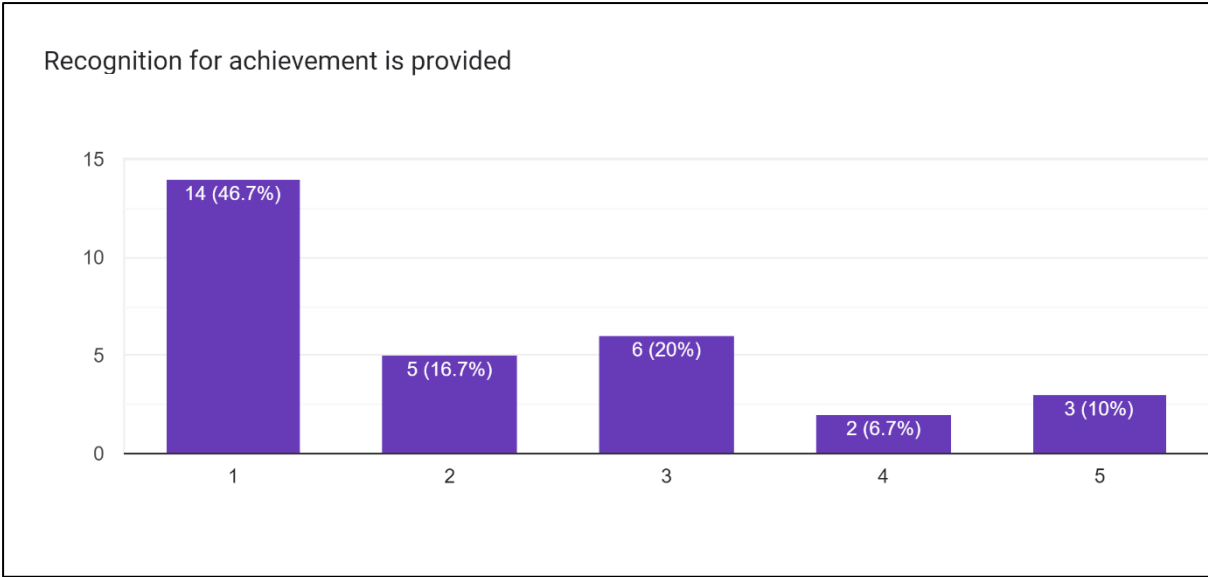
S. N	Feedback on Parameters related to Curricula/Syllabus	Very Good %	Good %	Neutral %	Satisfactory %	Unsatisfactory %
26	Flexibility to balance family and work life is provided	50	33.3	13.3	0	3.3



With regard to recognition for achievement provided, 46.7 percent opined that the recognition provided was very good, 16.7 percent opined that it was good, 20 percent were neutral, 6.7 percent opined it was satisfactory and 10 percent opined unsatisfactory.

The following table and circular diagram explain this:

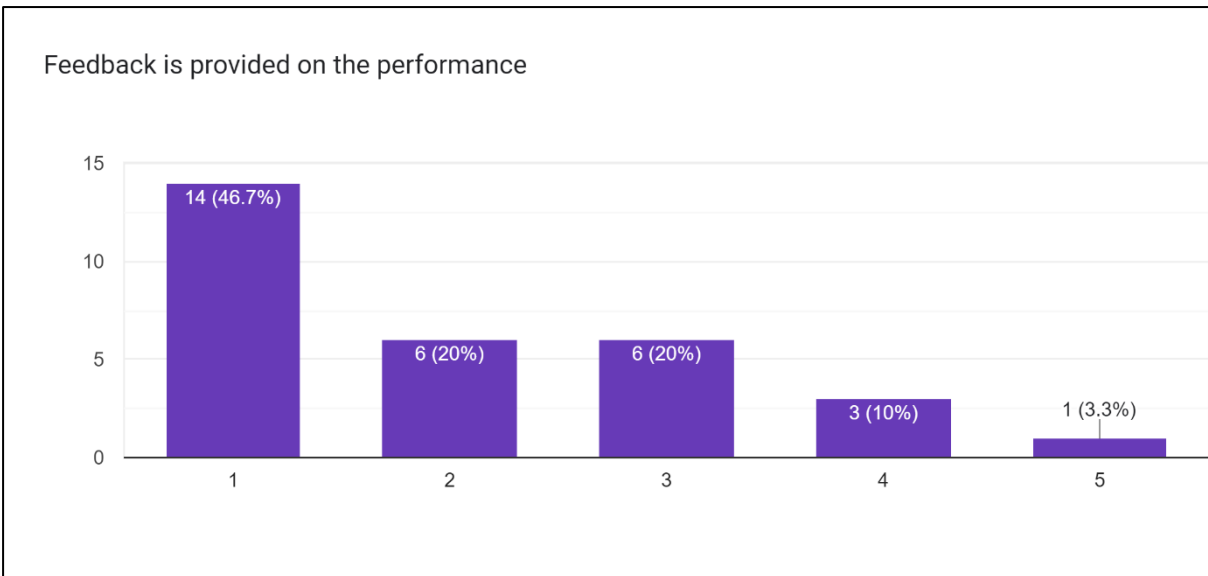
S. N	Feedback on Parameters related to Curricula/Syllabus	Very Good %	Good %	Neutral %	Satisfactory %	Unsatisfactory %
27	Recognition for achievement is provided	46.7	16.7	20	6.7	10




With regard to feedback provided for performances, 46.7 percent opined that the feedback provided for performances were very good, 20 percent opined that it was good, 20 percent were neutral, 10 percent opined it was satisfactory and 3.3 percent opined unsatisfactory.

The following table and circular diagram explain this:

S. N	Feedback on Parameters related to Curricula/Syllabus	Very Good %	Good %	Neutral %	Satisfactory %	Unsatisfactory %
28	Feedback is provided on the performance	46.7	20	20	10	3.3

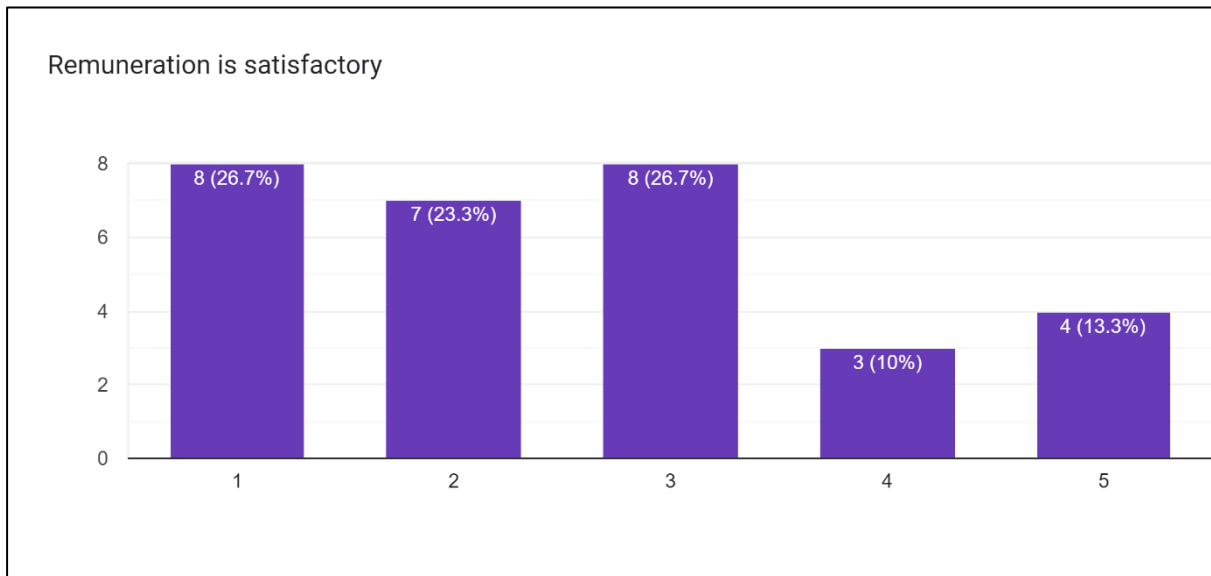



Principal
 Sharavathi Dental College & Hospital
 Shivamogga-577 205.

With regard to remuneration provided, 26.7 percent opined that the remuneration provided was very good, 23.3 percent opined that it was good, 26.7 percent were neutral, 10 percent opined it was satisfactory and 13.3 percent opined unsatisfactory.

The following table and circular diagram explain this:

S. N	Feedback on Parameters related to Curricula/Syllabus	Very Good %	Good %	Neutral %	Satisfactory %	Unsatisfactory %
29	Remuneration is satisfactory	26.7	23.3	26.7	10	13.3



Principal
Sharavathi Dental College & Hospital
Shivamogga-577 205.

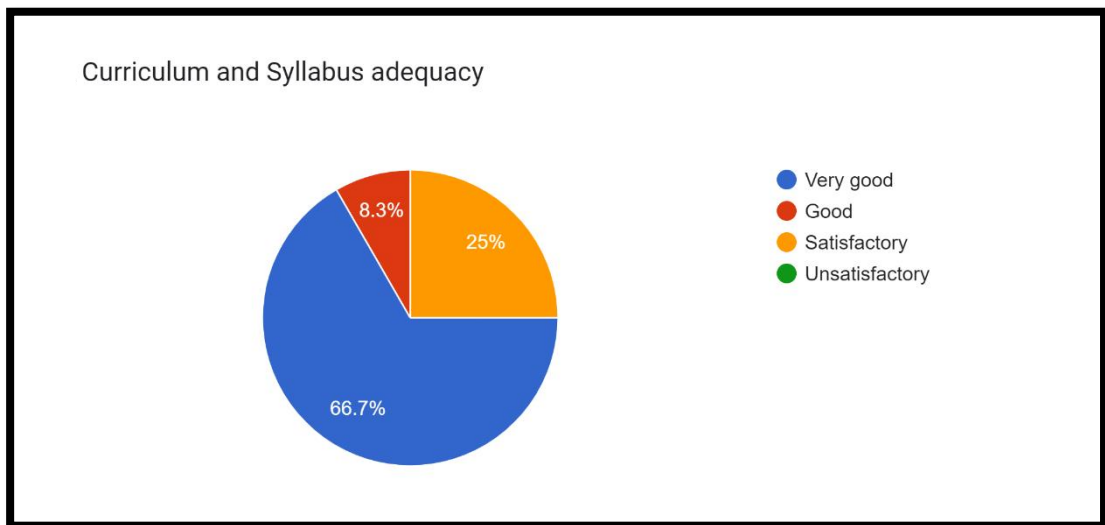
3. Alumni feedback on curriculum - The alumni of the Institution were asked to contribute their opinion on the curriculum they studied.


The opinions are as under:

About curriculum and syllabus adequacy, 66.7 percent opined that the syllabus was very good, 8.3 percent opined that the syllabus was good and 25 percent opined that it was satisfactory.

The following table and circular diagram explain this:

S. N	Feedback on Parameters related to Curricula/Syllabus	Very Good %	Good %	Satisfactory %	Unsatisfactory %
1	Curriculum and syllabus adequacy	66.7	8.3	25	0

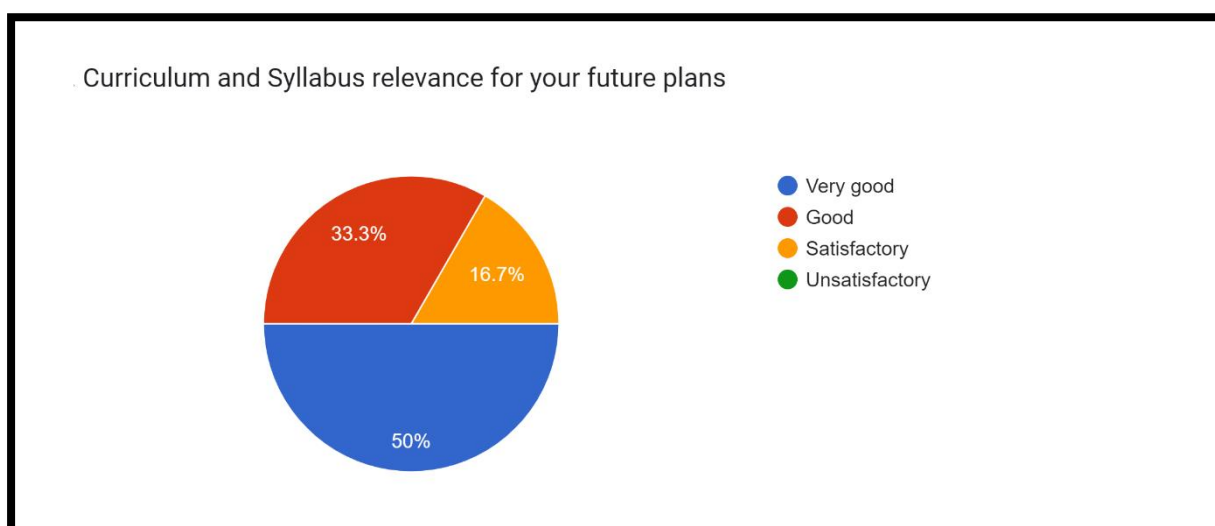



Principal
Sharavathi Dental College & Hospital
Shivamogga-577 205.

With regard to curriculum and syllabus relevance for future plans, 50 percent opined that the relevance was very good, 33.3 percent opined that the relevance was good and 16.7 percent opined that the relevance was satisfactory.

The following table and circular diagram explain this:

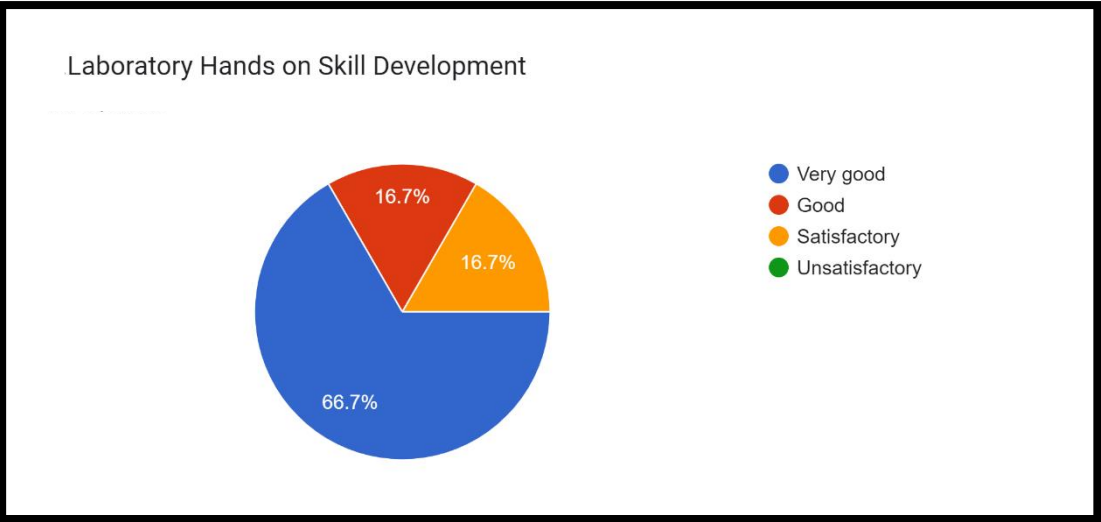
S. N	Feedback on Parameters related to Curricula/Syllabus	Very Good %	Good %	Satisfactory %	Unsatisfactory %
2	Curriculum and syllabus relevance for future plans	50	33.3	16.7	0



With regard to laboratory hands on skill development, 66.7 percent opined that the laboratory hands on skill development was very good, 16.7 percent opined that the laboratory hands on skill development was good and 16.7 percent opined satisfactory.

The following table and circular diagram explain this:

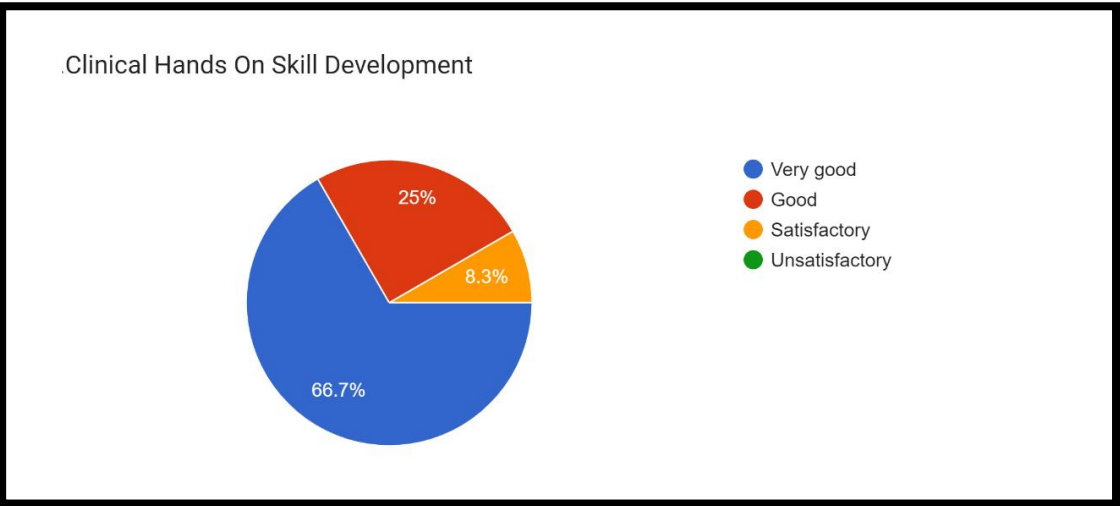
S. N	Feedback on Parameters related to Curricula/Syllabus	Very Good %	Good %	Satisfactory %	Unsatisfactory %
3	Laboratory hands on skill development	66.7	16.7	16.7	0




With regard to clinical hands-on skill development, 66.7 percent opined that the clinical hands-on skill development was very good, 25 percent opined that the clinical hands-on skill development was good and 8.3 percent opined satisfactory.

The following table and circular diagram explain this:

S. N	Feedback on Parameters related to Curricula/Syllabus	Very Good %	Good %	Satisfactory %	Unsatisfactory %
4	Clinical hands-on skill development	66.7	25	8.3	0

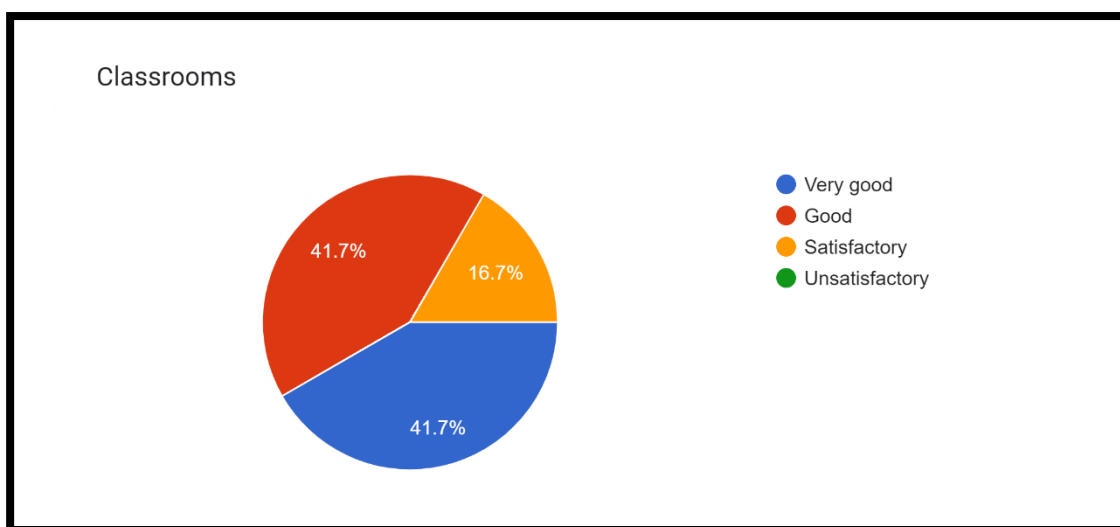



Principal
 Sharavathi Dental College & Hospital
 Shivamogga-577 205.

With regard to infrastructure and facilities pertaining to classroom, 41.7 percent opined that the infrastructure and facilities pertaining to classroom was very good, 41.7 percent opined that the infrastructure and facilities pertaining to classroom was good and 16.7 percent opined satisfactory.


The following table and circular diagram explain this:

S.N	Feedback on Parameters related to Curricula/Syllabus	Very Good %	Good %	Satisfactory %	Unsatisfactory %
5	Infrastructure and facilities pertaining to classroom	41.7	41.7	16.7	0

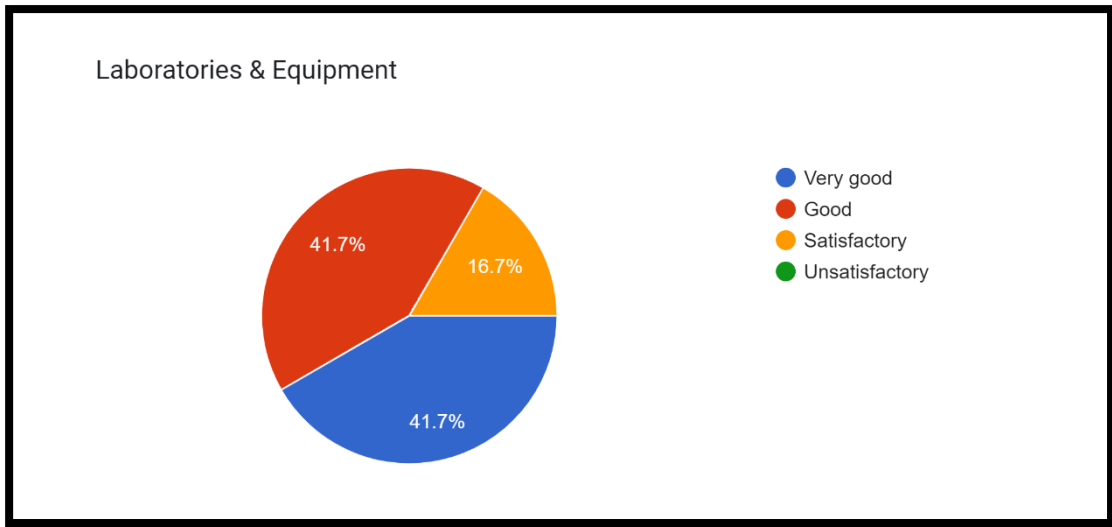


With regard to infrastructure and facilities pertaining to laboratories and equipment, 41.7 percent opined that the infrastructure and facilities pertaining to laboratories and equipment were very good, 41.7 percent opined that the infrastructure and facilities pertaining to laboratories and equipment were good and 16.7 percent opined satisfactory.

The following table and circular diagram explain this:


Principal
 Sharavathi Dental College & Hospital
 Shivamogga-577 205.


S.N	Feedback on Parameters related to Curricula/Syllabus	Very Good %	Good %	Satisfactory %	Unsatisfactory %
6	Infrastructure and facilities pertaining to laboratories and equipment	41.7	41.7	16.7	0

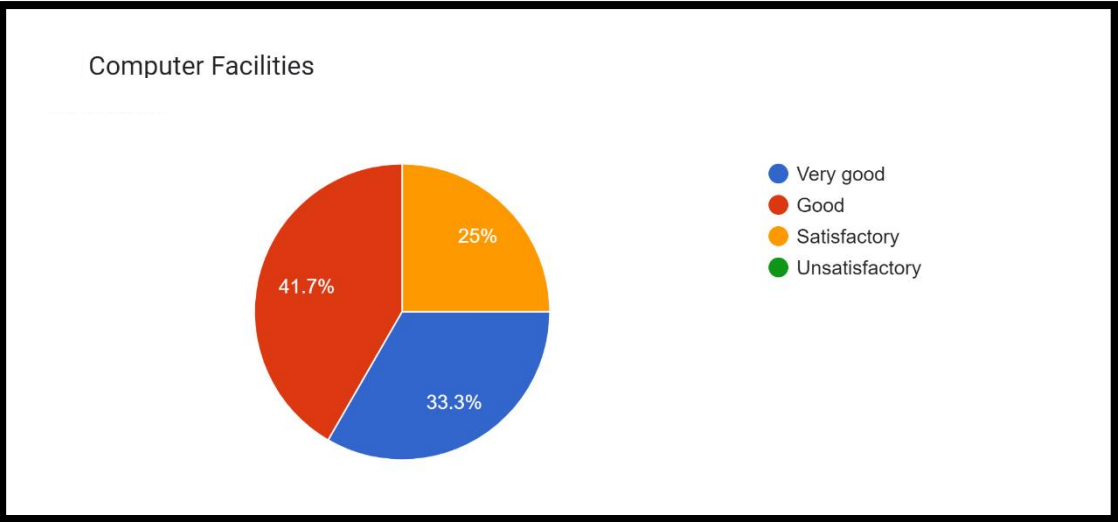


With regard to infrastructure and facilities pertaining to computer facilities, 33.3 percent opined that the infrastructure and facilities pertaining to computer facilities were very good, 41.7 percent opined that the infrastructure and facilities pertaining to computer facilities were good and 25 percent opined satisfactory.

The following table and circular diagram explain this:

S.N	Feedback on Parameters related to Curricula/Syllabus	Very Good %	Good %	Satisfactory %	Unsatisfactory %
7	Infrastructure and facilities pertaining to computer facilities	33.3	41.7	25	0

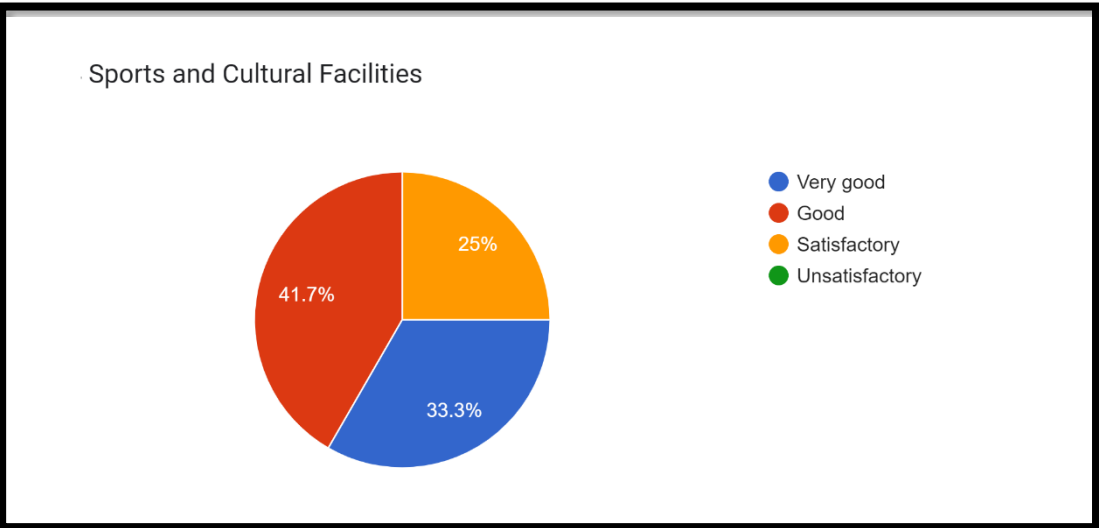

Principal
 Sharavathi Dental College & Hospital
 Shivamogga-577 205.




With regard to infrastructure and facilities pertaining to sports and cultural facilities, 33.3 percent opined that the infrastructure and facilities pertaining to sports and cultural facilities were very good, 41.7 percent opined that the infrastructure and facilities pertaining sports and cultural facilities were good and 25 percent opined satisfactory.

The following table and circular diagram explain this:

S.N	Feedback on Parameters related to Curricula/Syllabus	Very Good %	Good %	Satisfactory %	Unsatisfactory %
8	Infrastructure and facilities pertaining to sports and cultural facilities	33.3	41.7	25	0

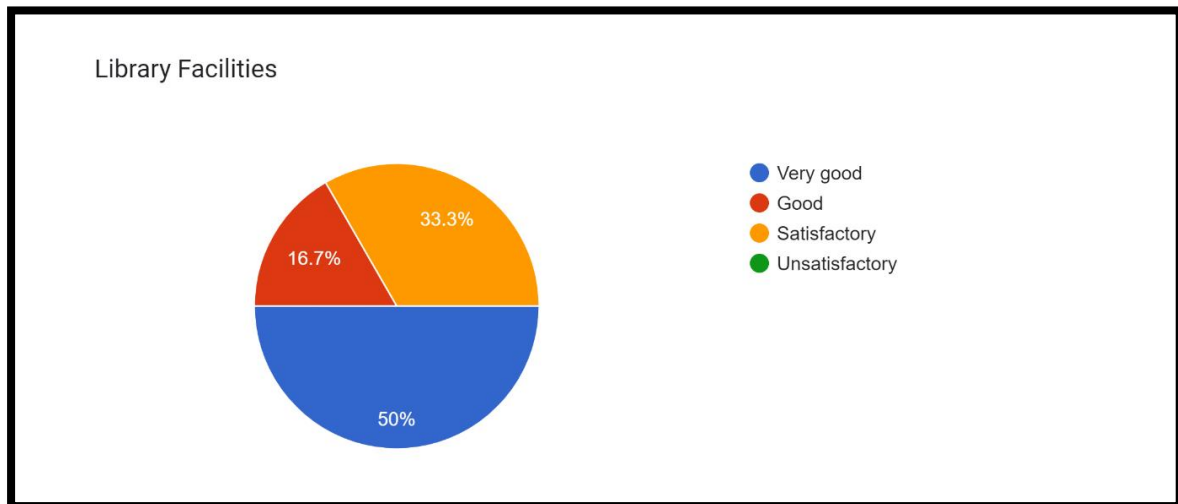



Principal
 Sharavathi Dental College & Hospital
 Shivamogga-577 205.

With regard to infrastructure and facilities pertaining to library facilities, 50 percent opined that the infrastructure and facilities pertaining to library facilities were very good, 16.7 percent opined that the infrastructure and facilities pertaining library facilities were good and 33.3 percent opined satisfactory.

The following table and circular diagram explain this:

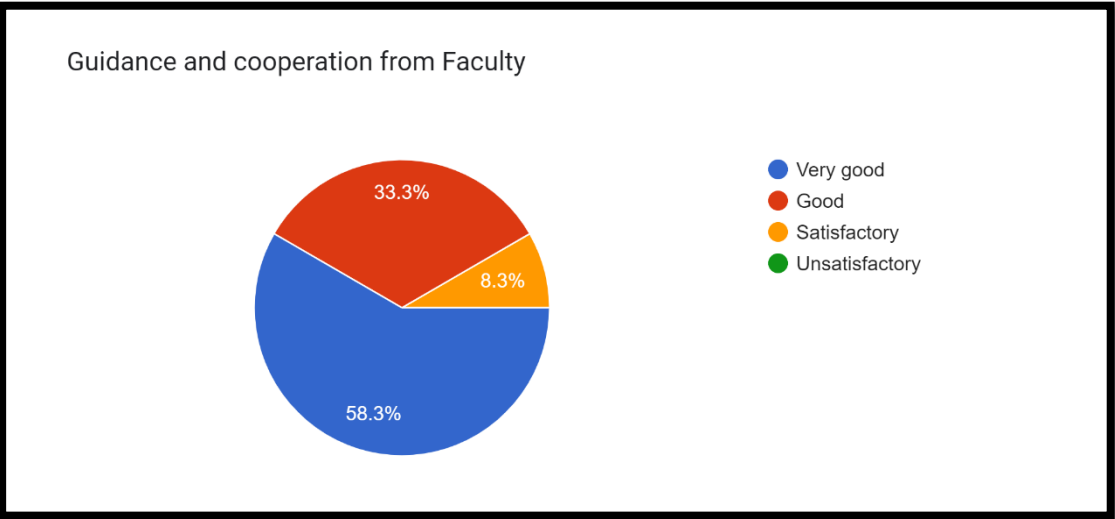
S.N	Feedback on Parameters related to Curricula/Syllabus	Very Good %	Good %	Satisfactory %	Unsatisfactory %
9	Infrastructure and facilities pertaining to library facilities	50	16.7	33.3	0



With regard to guidance and cooperation from faculty, 58.3 percent opined that the guidance and cooperation from faculty was very good, 33.3 percent opined that the guidance and cooperation from faculty was good and 8.3 percent opined satisfactory.

The following table and circular diagram explain this:

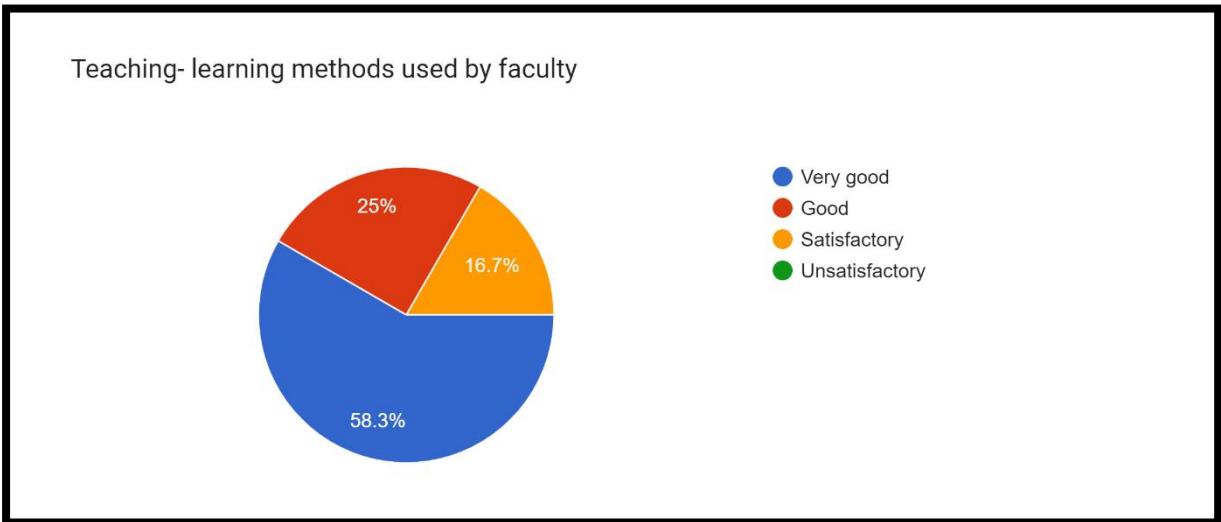
S.N	Feedback on Parameters related to Curricula/Syllabus	Very Good %	Good %	Satisfactory %	Unsatisfactory %
10	Guidance and cooperation from faculty	58.3	33.3	8.3	0




With regard to teaching and learning methods used by faculty, 58.3 percent opined that the teaching and learning methods used by faculty were very good, 25 percent opined that the teaching and learning methods used by faculty were good and 16.7 percent opined satisfactory.

The following table and circular diagram explain this:

S.N	Feedback on Parameters related to Curricula/Syllabus	Very Good %	Good %	Satisfactory %	Unsatisfactory %
11	Teaching and learning methods used by faculty	58.3	25	16.7	0

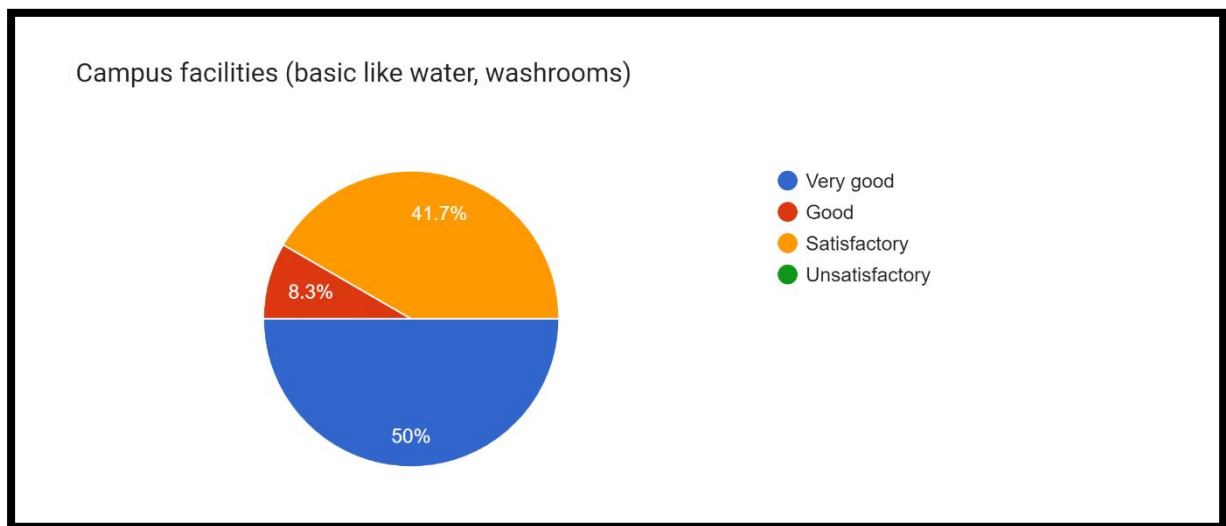



Principal
 Sharavathi Dental College & Hospital
 Shivamogga-577 205.

With regard to campus facilities, 50 percent opined that the campus facilities were very good, 8.3 percent opined that campus facilities were good and 41.7 percent opined satisfactory.


The following table and circular diagram explain this:

S.N	Feedback on Parameters related to Curricula/Syllabus	Very Good %	Good %	Satisfactory %	Unsatisfactory %
12	Campus facilities	50	8.3	41.7	0

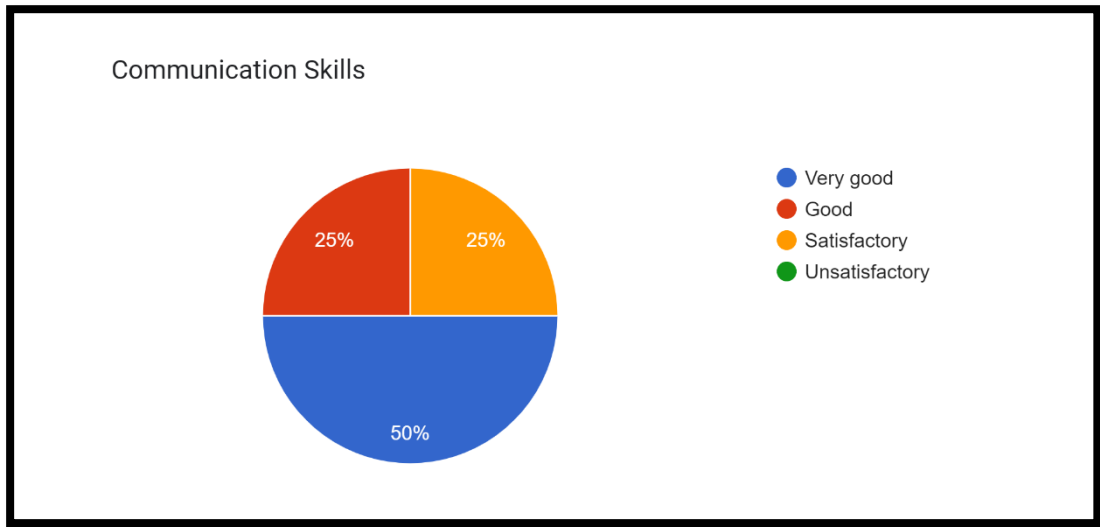


With regard to professional soft skill development in terms of communication skills, 50 percent opined that the professional soft skill development in terms of communication skills were very good, 25 percent opined that professional soft skill development in terms of communication skills were good and 25 percent opined that professional soft skill development in terms of communication was satisfactory.

The following table and circular diagram explain this:


Principal
 Sharavathi Dental College & Hospital
 Shivamogga-577 205.


S.N	Feedback on Parameters related to Curricula/Syllabus	Very Good %	Good %	Satisfactory %	Unsatisfactory %
13	Professional soft skill development in terms of communication skills	50	25	25	0



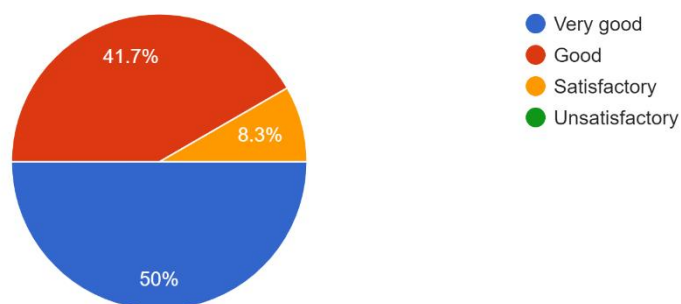
With regard to professional soft skill development in terms of working as a team member, 50 percent opined that the professional soft skill development in terms of working as a team member was very good, 41.7 percent opined that professional soft skill development in terms of working as a team member was good and 8.3 percent opined satisfactory.

The following table and circular diagram explain this:

S.N	Feedback on Parameters related to Curricula/Syllabus	Very Good %	Good %	Satisfactory %	Unsatisfactory %
14	Professional soft skill development in terms of working as a team member	50	41.7	8.3	0


 Principal
 Sharavathi Dental College & Hospital
 Shivamogga-577 205.


Working as a team member

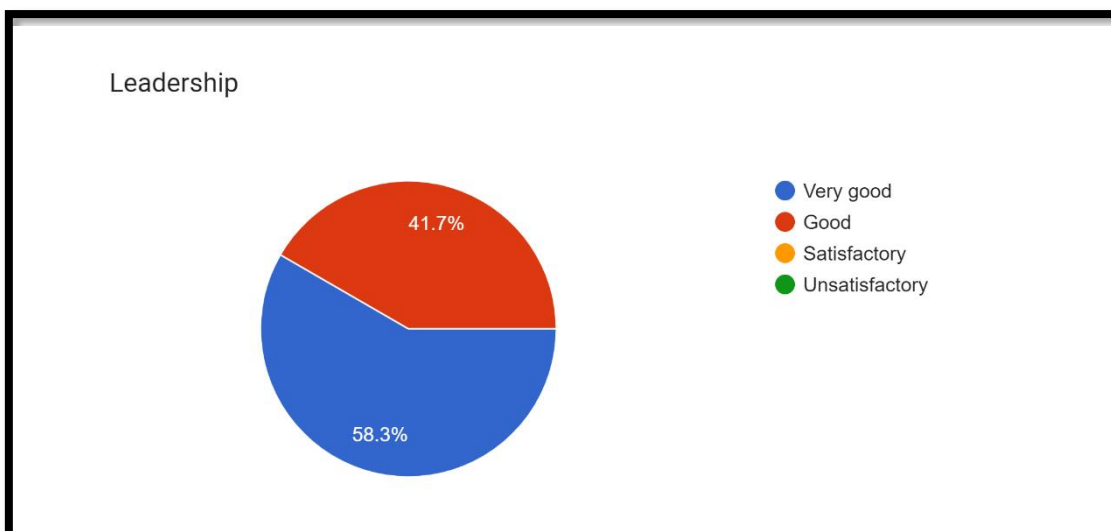


With regard to professional soft skill development in terms of leadership, 58.3 percent opined that the professional soft skill development in terms of leadership were very good and 41.7 percent opined that professional soft skill development in terms of leadership were good.

The following table and circular diagram explain this:

S.N	Feedback on Parameters related to Curricula/Syllabus	Very Good %	Good %	Satisfactory %	Unsatisfactory %
15	Professional soft skill development in terms of leadership	58.3	41.7	0	0



Principal
 Sharavathi Dental College & Hospital
 Shivamogga-577 205.

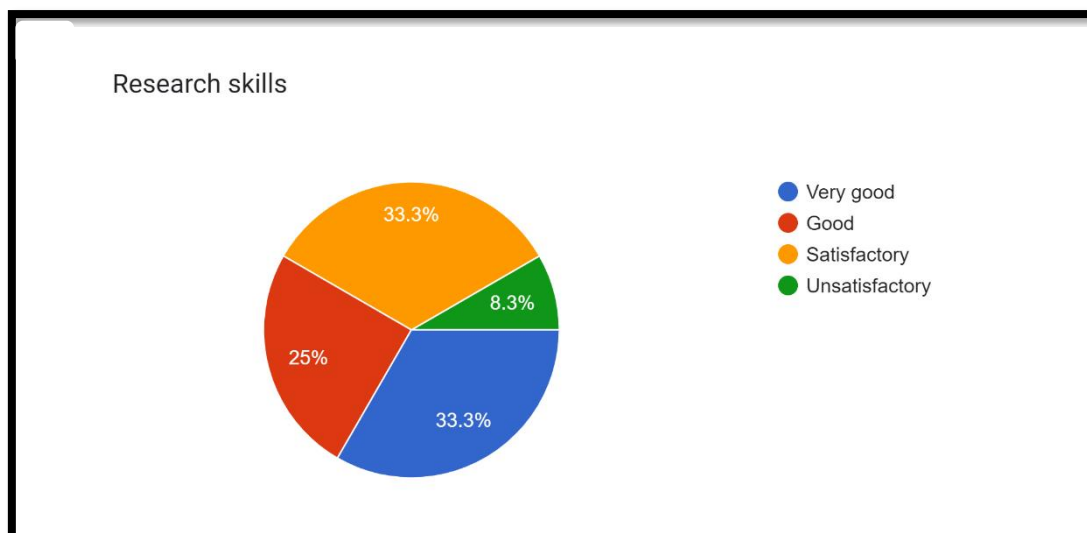


With regard to professional soft skill development in terms of research skills, 33.3 percent opined that the professional soft skill development in terms of research skills were very good, 25 percent opined that professional soft skill development in terms of research skills were good, 33.3 percent opined that professional soft skill development in terms of research skills were satisfactory and 8.3 percent opined unsatisfactory.

The following table and circular diagram explain this:

S.N	Feedback on Parameters related to Curricula/Syllabus	Very Good %	Good %	Satisfactory %	Unsatisfactory %
16	Professional soft skill development in terms of research skills	33.3	25	33.3	8.3



Principal
 Sharavathi Dental College & Hospital
 Shivamogga-577 205.



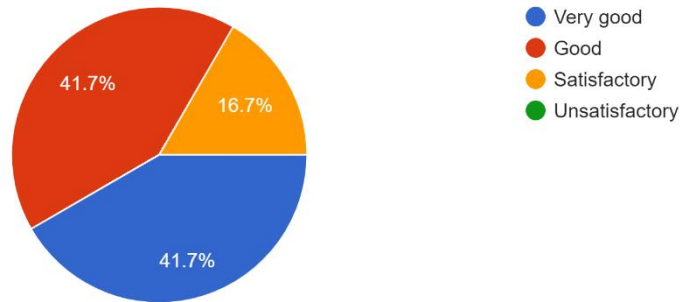
With regard to professional soft skill development in terms of planning and organizing skills, 41.7 percent opined that the professional soft skill development in terms of planning and organizing skills were very good, 41.7 percent opined that professional soft skill development in terms of planning and organizing skills were good and 16.6 percent opined that professional soft skill development in terms of planning and organizing skills were satisfactory.

The following table and circular diagram explain this:

S.N	Feedback on Parameters related to Curricula/Syllabus	Very Good %	Good %	Satisfactory %	Unsatisfactory %
17	Professional soft skill development in terms of planning and organizing skills	41.7	41.7	16.6	0


Principal
 Sharavathi Dental College & Hospital
 Shivamogga-577 205.

Planning and organizing skills

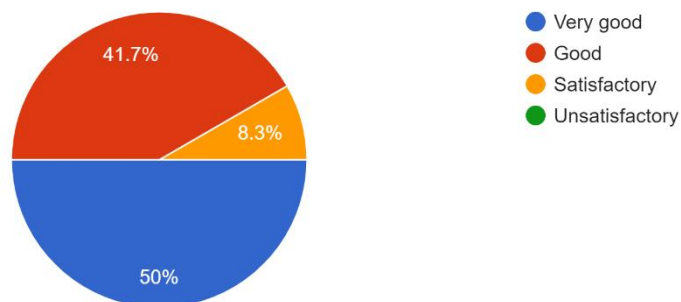



With regard to overall satisfaction with the Institute, 50 percent opined that the overall satisfaction with the Institute were very good, 41.7 percent opined that overall satisfaction with the Institute were good and 8.3 percent opined satisfactory.

The following table and circular diagram explain this:

S.N	Feedback on Parameters related to Curricula/Syllabus	Very Good %	Good %	Satisfactory %	Unsatisfactory %
18	Overall satisfaction with the institute	50	41.7	8.3	0

Rate your overall satisfaction with the Institute

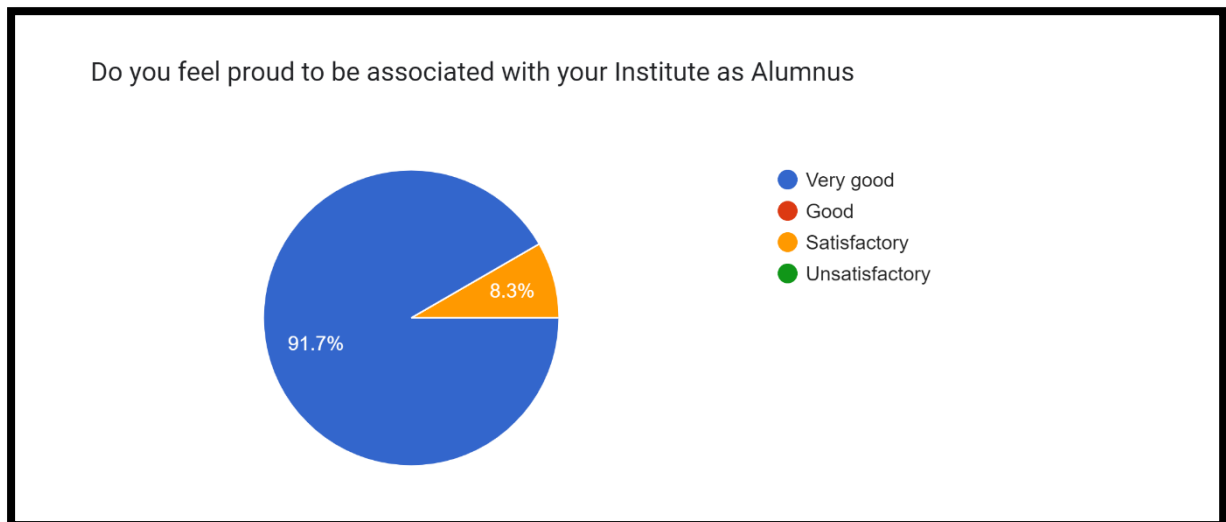




Principal
 Sharavathi Dental College & Hospital
 Shivamogga-577 205.

With regard to if they felt proud to be associated with the Institute as alumnus, 91.7 percent opined that the if they felt proud to be associated with the Institute as alumnus were very good and 8.3 percent opined that if they felt proud to be associated with the Institute as alumnus were good.

The following table and circular diagram explain this:

S.N	Feedback on Parameters related to Curricula/Syllabus	Very Good %	Good %	Satisfactory %	Unsatisfactory %
19	If they felt proud to be associated with the Institute as alumnus	91.7	8.3	0	0




Principal
 Sharavathi Dental College & Hospital
 Shivamogga-577 205.

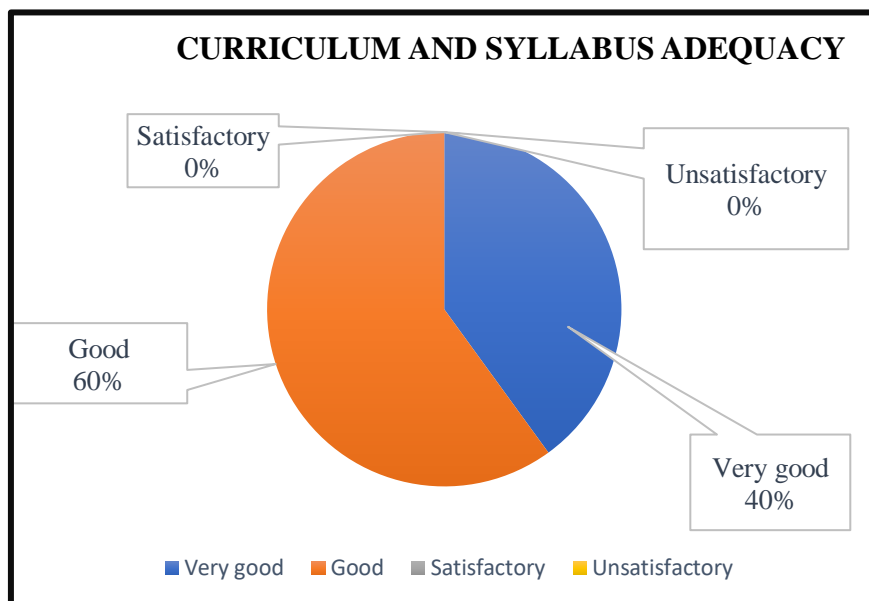
4. Employers feedback on curriculum -All the employers of the Institution were asked to contribute their opinion on the curriculum and about the Institution.

The opinions are as under:

With regard to curriculum and syllabus adequacy, 40 percent opined that the curriculum and syllabus adequacy were very good and 60 percent opined that the curriculum and syllabus adequacy were good.


The following table and circular diagram explain this:

S.N	Feedback on Parameters related to Curricula/Syllabus	Very Good %	Good %	Satisfactory %	Unsatisfactory %
1	Curriculum and syllabus adequacy	40	60	0	0

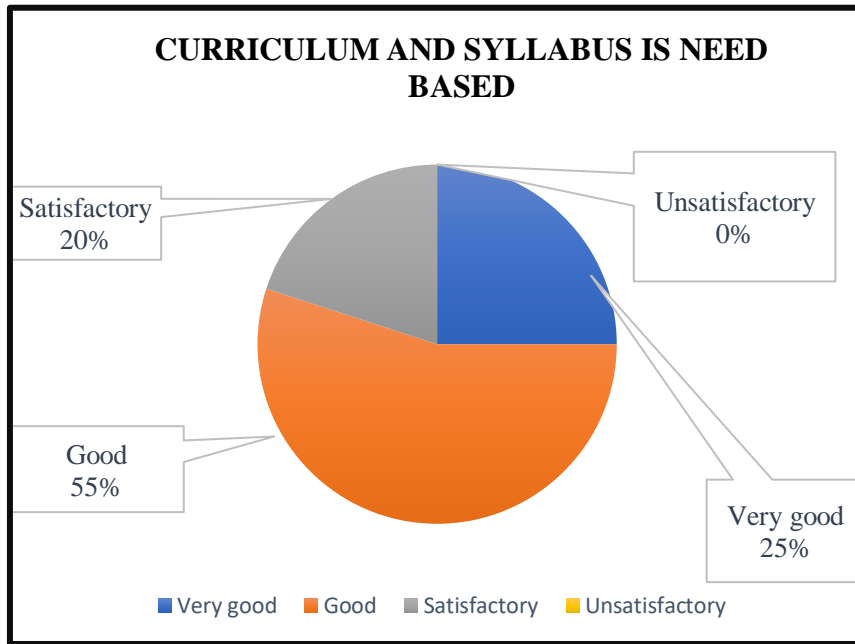


With regard to curriculum and syllabus is need based, 25 percent opined that the curriculum and syllabus are need based was very good, 55 percent opined that the curriculum and syllabus are good and 20 percent opined satisfactory.

The following table and circular diagram explain this:



Principal
 Sharavathi Dental College & Hospital
 Shivamogga-577 205.

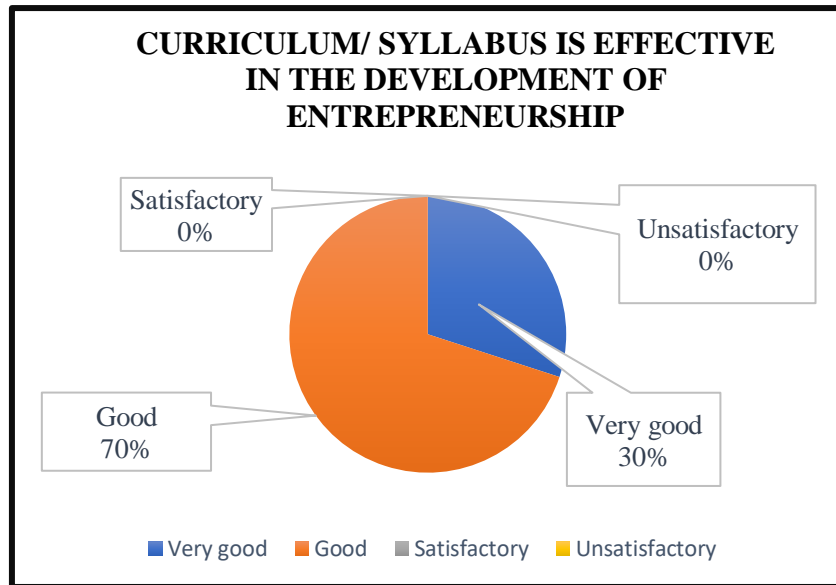
S.N	Feedback on Parameters related to Curricula/Syllabus	Very Good %	Good %	Satisfactory %	Unsatisfactory %
2	Curriculum and syllabus are need based	25	55	20	0



With regard to if curriculum/ syllabus is effective in the development of entrepreneurship, 30 percent opined that the curriculum/ syllabus is effective in the development of entrepreneurship was very good and 70 percent opined that the curriculum/ syllabus is effective in the development of entrepreneurship was good. The following table and circular diagram explain this:

S.N	Feedback on Parameters related to Curricula/Syllabus	Very Good %	Good %	Satisfactory %	Unsatisfactory %
3	Curriculum/ syllabus is effective in the development of entrepreneurship	30	70	0	0



Principal
 Sharavathi Dental College & Hospital
 Shivamogga-577 205.

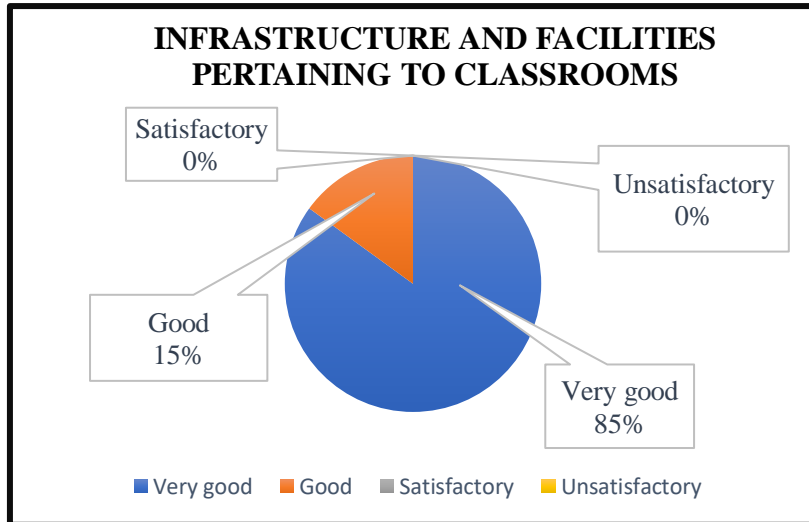


With regard to infrastructure and facilities pertaining to classrooms, 85 percent opined that the infrastructure and facilities pertaining to classrooms were very good and 15 percent opined that the infrastructure and facilities pertaining to classrooms were good.

The following table and circular diagram explain this:

S.N	Feedback on Parameters related to Curricula/Syllabus	Very Good %	Good %	Satisfactory %	Unsatisfactory %
4	Infrastructure and facilities pertaining to classrooms	85	15	0	0



Principal
 Sharavathi Dental College & Hospital
 Shivamogga-577 205.

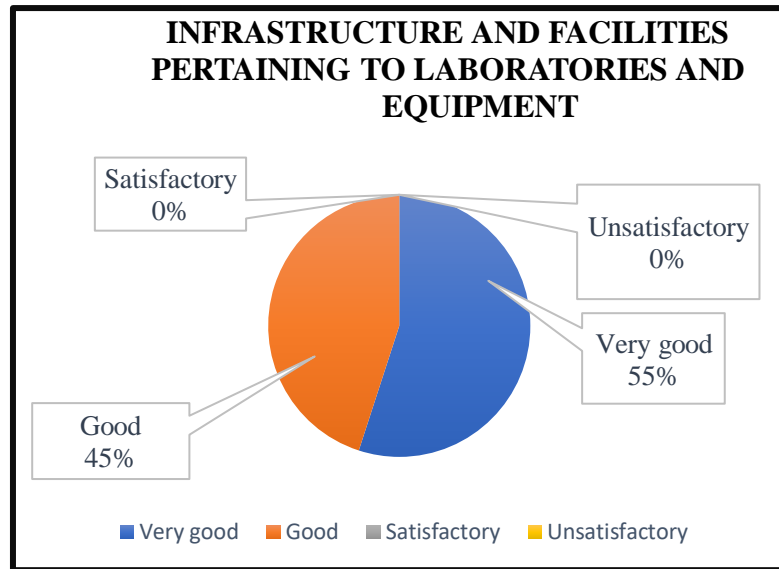


With regard to infrastructure and facilities pertaining to laboratories and equipment, 55 percent opined that the infrastructure and facilities pertaining to laboratories and equipment was very good and 45 percent opined that the infrastructure and facilities pertaining to laboratories and equipment was good

The following table and circular diagram explain this:

S.N	Feedback on Parameters related to Curricula/Syllabus	Very Good %	Good %	Satisfactory %	Unsatisfactory %
5	Infrastructure and facilities pertaining to laboratories and equipment	55	45	0	0

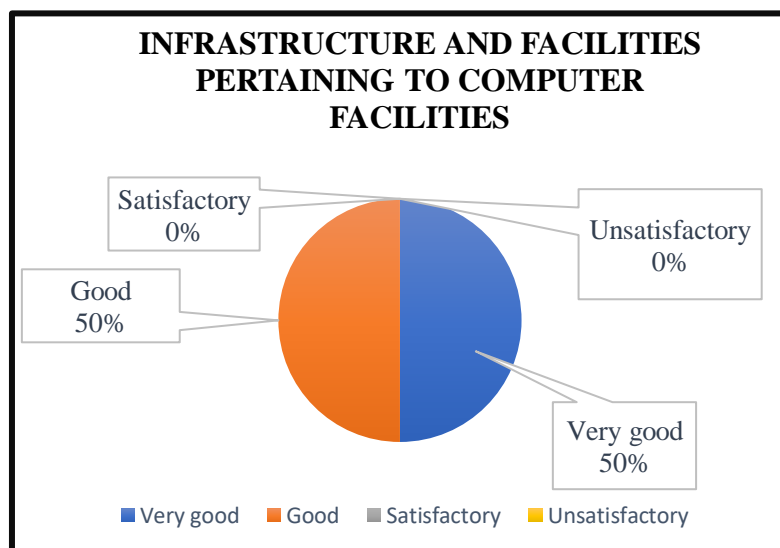

Principal
 Sharavathi Dental College & Hospital
 Shivamogga-577 205.




With regard to infrastructure and facilities pertaining to computer facilities, 50 percent opined that the infrastructure and facilities pertaining to computer facilities were very good and 50 percent opined that the infrastructure and facilities pertaining to computer facilities were good.

The following table and circular diagram explain this:

S.N	Feedback on Parameters related to Curricula/Syllabus	Very Good %	Good %	Satisfactory %	Unsatisfactory %
6	Infrastructure and facilities pertaining to computer facilities	50	50	0	0

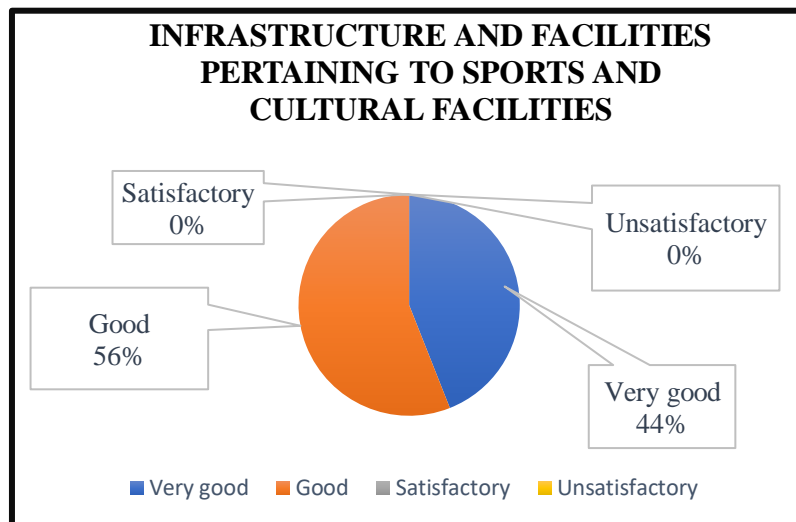



Principal
 Sharavathi Dental College & Hospital
 Shivamogga-577 205.

With regard to infrastructure and facilities pertaining to sports and cultural facilities, 44 percent opined that the infrastructure and facilities pertaining to sports and cultural facilities were very good and 56 percent opined that the infrastructure and facilities pertaining to sports and cultural facilities were good.


The following table and circular diagram explain this:

S.N	Feedback on Parameters related to Curricula/Syllabus	Very Good %	Good %	Satisfactory %	Unsatisfactory %
7	Infrastructure and facilities pertaining to sports and cultural facilities	44	56	0	0

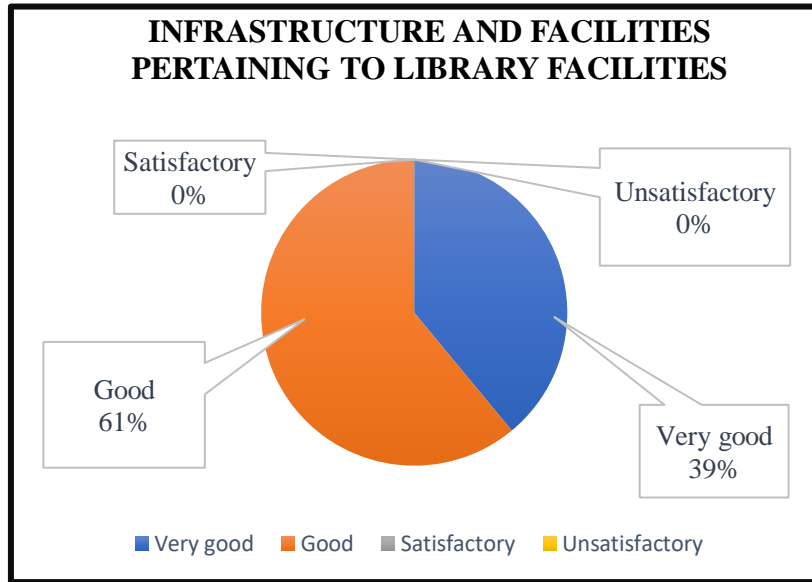


With regard to infrastructure and facilities pertaining to library facilities, 39 percent opined that the infrastructure and facilities pertaining to library facilities were very good and 61 percent opined that the infrastructure and facilities pertaining to library facilities were good.

The following table and circular diagram explain this:


Principal
 Sharavathi Dental College & Hospital
 Shivamogga-577 205.


S.N	Feedback on Parameters related to Curricula/Syllabus	Very Good %	Good %	Satisfactory %	Unsatisfactory %
8	Infrastructure and facilities pertaining to library facilities	39	61	0	0

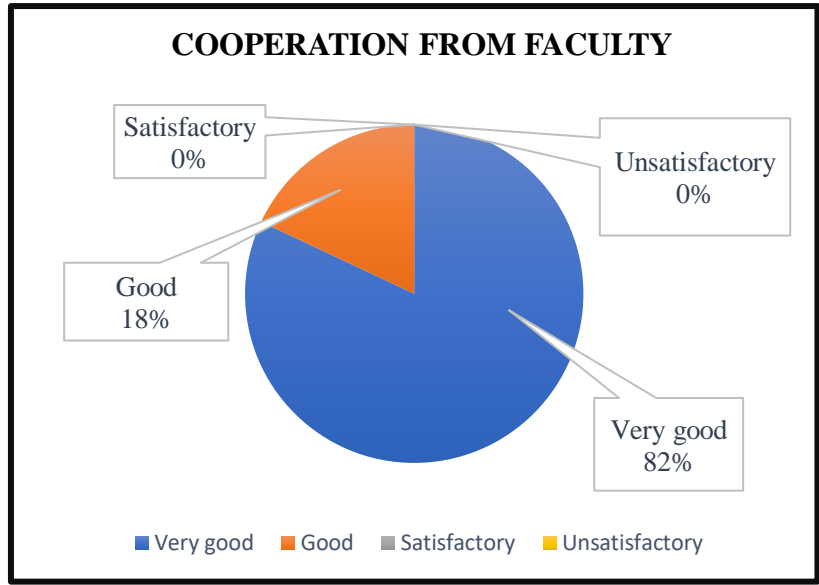


With regard to cooperation from faculty, 82 percent opined that the cooperation from faculty was very good and 18 percent opined that the cooperation from faculty was good.

The following table and circular diagram explain this:

S.N	Feedback on Parameters related to Curricula/Syllabus	Very Good %	Good %	Satisfactory %	Unsatisfactory %
9	Cooperation from faculty	82	18	0	0



Principal
 Sharavathi Dental College & Hospital
 Shivamogga-577 205.

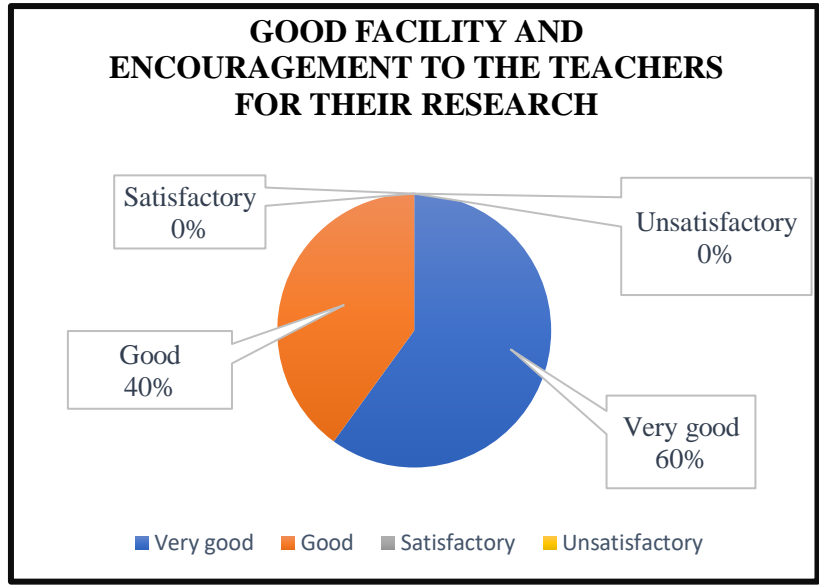


With regard to good facility and encouragement to the teachers for their research, 60 percent opined that the good facility and encouragement to the teachers for their research were very good and 40 percent opined that the good facility and encouragement to the teachers for their research was good.

The following table and circular diagram explain this:

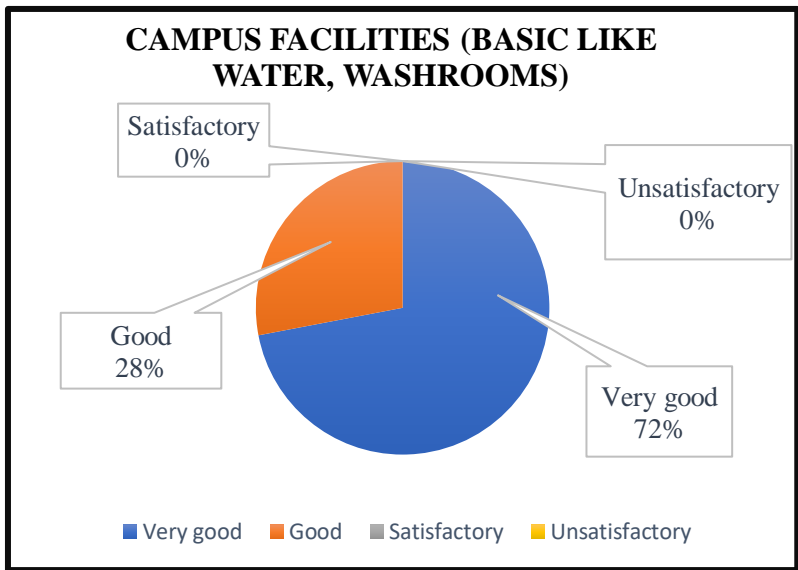
S.N	Feedback on Parameters related to Curricula/Syllabus	Very Good %	Good %	Satisfactory %	Unsatisfactory %
10	Good facility and encouragement to the teachers for their research	60	40	0	0



Principal
 Sharavathi Dental College & Hospital
 Shivamogga-577 205.



With regard to campus facilities (basic like water, washrooms), 72 percent opined that the campus facilities (basic like water, washrooms) were very good and 28 percent opined that the campus facilities (basic like water, washrooms) were good. The following table and circular diagram explain this:

S.N	Feedback on Parameters related to Curricula/Syllabus	Very Good %	Good %	Satisfactory %	Unsatisfactory %
11	Campus facilities (basic like water, washrooms)	72	28	0	0




Principal
 Sharavathi Dental College & Hospital
 Shivamogga-577 205.

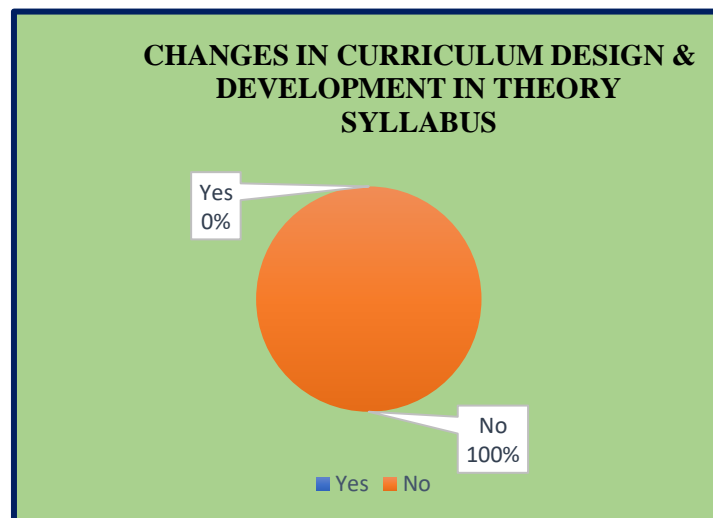
5. Professional feedback on curriculum -All the professionals (DCI inspectors, external examiners from RGUHS and other universities and external resource person) visiting the Institution were asked to contribute their opinion on the curriculum and about the Institution.

The opinions are as under:

With regard to changes in curriculum design & development in theory syllabus, 100 percent opined that the curriculum design & development in theory syllabus does not need any changes, any additions or deletions.


The following table and circular diagram explain this:

S.N	Feedback on Parameters related to Curricula/Syllabus	Yes %	No %
1	Changes in curriculum design & development in theory syllabus	0	100

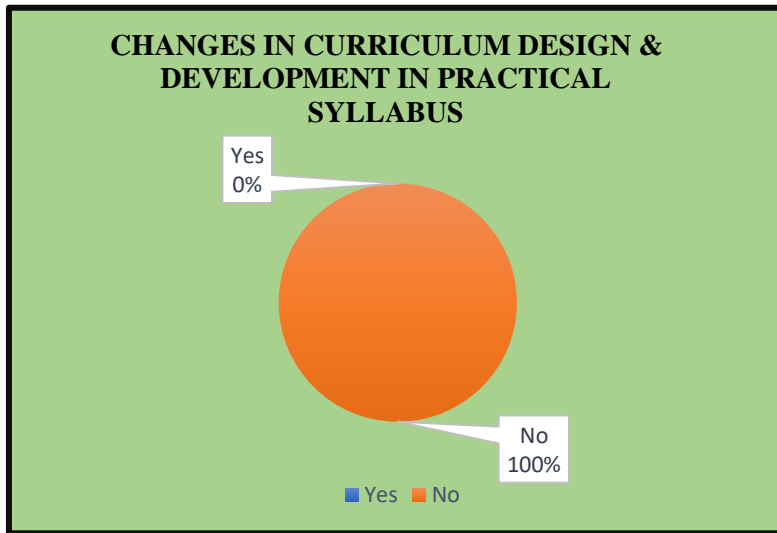


With regard to changes in curriculum design & development in practical syllabus, 100 percent opined that the curriculum design & development in practical syllabus does not need any changes, any additions or deletions

The following table and circular diagram explain this:


Principal
 Sharavathi Dental College & Hospital
 Shivamogga-577 205.


S.N	Feedback on Parameters related to Curricula/Syllabus	Yes %	No %
2	Changes in curriculum design & development in practical syllabus	0	100

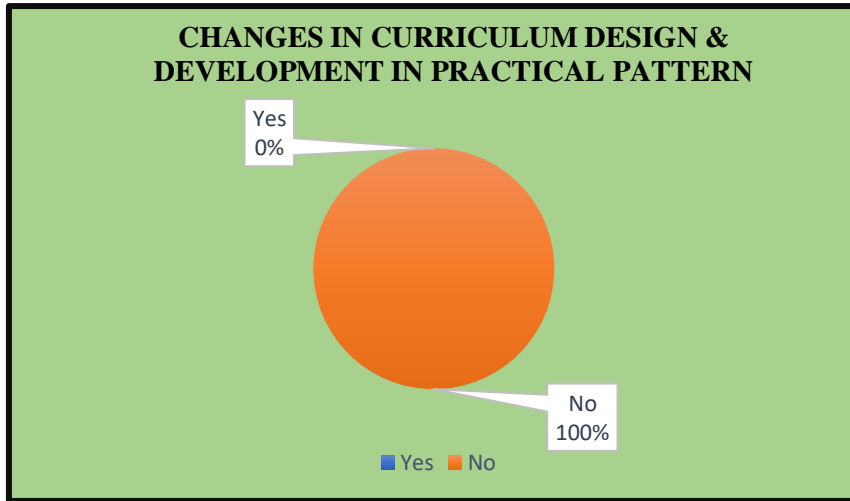


With regard to changes in curriculum design & development in practical pattern, 100 percent opined that the curriculum design & development in practical pattern does not need any changes

The following table and circular diagram explain this:

S.N	Feedback on Parameters related to Curricula/Syllabus	Yes %	No %
3	Changes in curriculum design & development in practical pattern	0	100

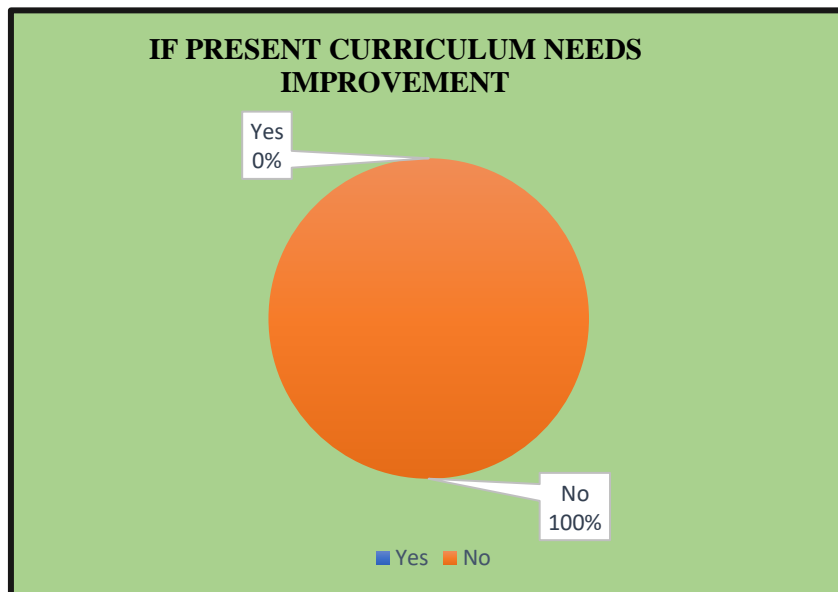

Principal
 Sharavathi Dental College & Hospital
 Shivamogga-577 205.




With regard to if present curriculum is appropriate or needs improvement, 100 percent opined that present curriculum is appropriate.

The following table and circular diagram explain this:

S.N	Feedback on Parameters related to Curricula/Syllabus	Yes %	No %
4	If present curriculum needs improvement	0	100

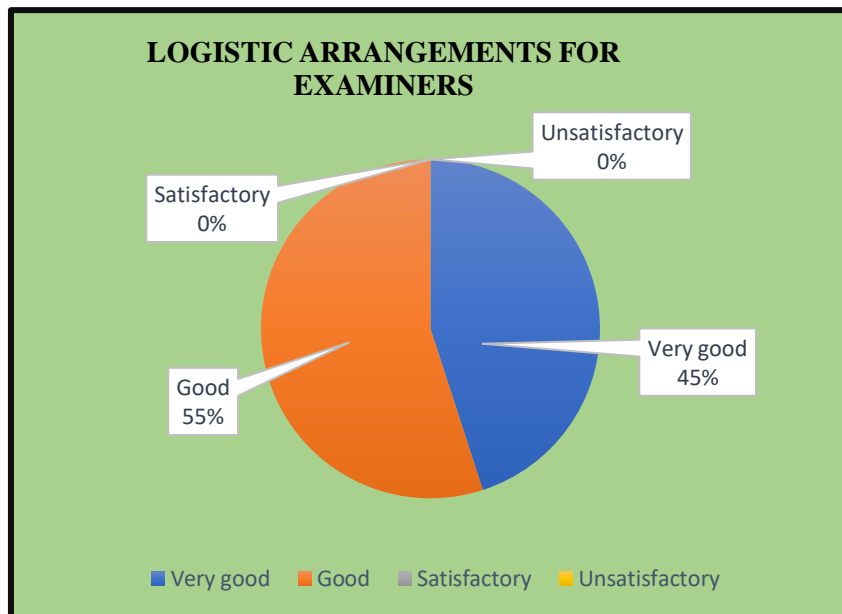



Principal
 Sharavathi Dental College & Hospital
 Shivamogga-577 205.

With regard to logistic arrangements for examiners, 45 percent opined that the logistic arrangements for examiners were very good, 55 percent opined that the logistic arrangements for examiners were good.

The following table and circular diagram explain this:

S.N	Feedback on Parameters related to Curricula/Syllabus	Very Good %	Good %	Satisfactory %	Unsatisfactory %
5	Logistic arrangements for examiners	45	55	0	0

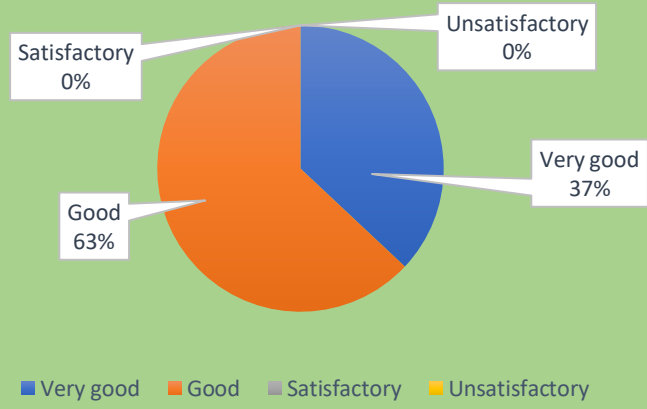



With regard to examination arrangements for students, 37 percent opined that the examination arrangements for students were very good and 63 percent opined that the examination arrangements for students were good.

The following table and circular diagram explain this:

S.N	Feedback on Parameters related to Curricula/Syllabus	Very Good %	Good %	Satisfactory %	Unsatisfactory %
6	Examination arrangements for students	37	63	0	0

EXAMINATION ARRANGEMENTS FOR STUDENTS




Principal
Sharavathi Dental College & Hospital
Shivamogga-577 205.